


Product Catalog

North America | August 2024



Featured product brand

MB MeadowBurke®

Imagine. Model. Make.

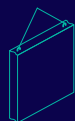
We imagine, model and make engineered products and innovative construction solutions that help turn architectural visions into reality and enable our construction partners to build better, safer, stronger and faster.

Our areas of expertise:




Structural Connections

Systems to form robust, efficient connections, and continuity of concrete reinforcement as necessary, between walls, slabs, columns, beams and balconies, providing structural integrity as well as enhanced thermal and acoustic performance.



Lifting & Bracing

Systems for the safe and efficient transportation, lifting and temporary bracing of cast concrete elements and tilt-up panels before permanent structural connections are made.



Façade Support & Restraint

Systems for the safe and thermally-efficient fixing of the external building envelope, including brick and natural stone, insulated sandwich panels, curtain walling and suspended concrete façades, and also the repair and strengthening of existing masonry installations.



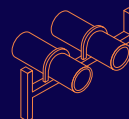
Anchoring & Fixing

Systems for fixing secondary fixtures to concrete, including anchor channels, bolts and inserts; also tension rod systems for roofs and canopies.



Formwork & Site Accessories

Non-structural accessories that complement our engineered solutions and help keep your construction environment operating safely and efficiently, including molds for casting standard and special concrete elements and construction essentials such as reinforcing bar spacers.



Industrial Technology


Mounting channels, pipe clamps and other versatile framing systems that provide safe fixing in a wide range of industrial applications.

Leviat product ranges:

Ancon | Aschwanden | Connolly | Halfen | Helifix | Isedio | Meadow Burke | Modersohn | Moment | Plaka | Scaldex | Thermomass

Contents


Rebar Supports	3-18
Metal Supports – Continuous	3-10
Metal Supports – Individual	11-13
Plastic Supports – Individual	14-16
Plastic Supports – Continuous	17-18
Formwork Solutions	19-36
Snap Ties	19-22
Coil Inserts	23-33
Joint Key	33
Screed Chair	34
Dowels	35
Tools & Accessories	36
Bridge Deck	37-47
Hangers	37-46
Overhang Brackets	47
Miscellaneous	48
Shims	48
Stud Extenders	48
Structural Connections	49-53
Rebar Splicing	49-50
Super Lynk	50
Ferrules	51-53



Rebar Supports
Metal Supports – Continuous



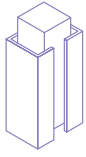
Formwork Solutions
Shims



Bridge Deck
Hangers



Structural Connections
MBT Coupler

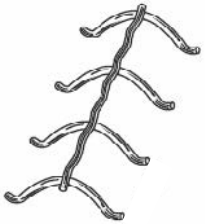


METAL BAR SUPPORTS – CONTINUOUS

Slab Bolster (SB)

Manufactured in 5-foot lengths; standard bundle quantity: 100 feet
Epoxy coating meets ASTM A775.

Additional finishes available: E-galvanized, epoxy with dipped feet.



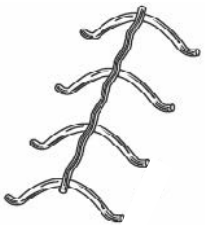
Size	Bundle Quantity	Approx Weight per Foot	Item Number			
			Dipped (Class 1)	Plain (Class 3)	Epoxy	Plastic Tipped
3/4"	100'	0.19 lbs	MB719045	MB719018	①	MB719055
1"	100'	0.2 lbs	MB719142	MB719115	①	①
1-1/4"	100'	0.25 lbs	MB719249	MB719211	①	①
1-1/2"	100'	0.25 lbs	MB719346	MB719319	①	MB719356
1-3/4"	100'	0.25 lbs	MB719443	MB719415	①	①
2"	100'	0.25 lbs	MB719540	MB719513	①	①
2-1/4"	100'	0.28 lbs	MB719647	MB719619	①	①
2-1/2"	100'	0.28 lbs	MB719744	MB719716	①	①
2-3/4"	100'	0.31 lbs	MB719841	MB719813	①	①
3"	100'	0.31 lbs	MB719948	MB719920	①	①

① - Call for availability and pricing

Slab Bolster (SB) - DOT

Made in USA. Meets CRSI requirement. Manufactured in 5-foot lengths; standard bundle quantity: 100 feet. Epoxy coating meets ASTM A775.

Additional finishes available: E-galvanized, epoxy with dipped feet.



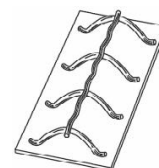
Size	Bundle Quantity	Approx Weight per Foot	Item Number			
			Dipped (Class 1)	Plain (Class 3)	Epoxy	Plastic Tipped
3/4"	100'	0.19 lbs	MB719045D	MB719018D	MB719090D	MB719046
1"	100'	0.2 lbs	MB719142D	MB719115D	MB719197D	MB719146
1-1/4"	100'	0.25 lbs	MB719249D	MB719210D	MB719294D	MB719250
1-1/2"	100'	0.25 lbs	MB719346D	MB719319D	MB719391D	MB719347
1-3/4"	100'	0.25 lbs	MB719443D	MB719414D	MB719498D	①
2"	100'	0.25 lbs	MB719540D	MB719513D	MB719595D	MB719541
2-1/4"	100'	0.28 lbs	MB719647D	MB719618D	MB719692D	①
2-1/2"	100'	0.28 lbs	MB719744D	MB719716D	MB719799D	MB719745
2-3/4"	100'	0.31 lbs	MB719841D	MB719812D	MB719896D	①
3"	100'	0.31 lbs	MB719948D	MB719919D	MB719993D	MB719949

① - Call for availability and pricing

Slab Bolster w/ Plate (SBP)

Made in USA. Manufactured in 5-foot lengths; standard bundle quantity: 100 feet

Additional finishes may be available.



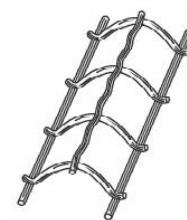
Size	Bundle Quantity	Approx Weight per Foot	Item Number
			Plain (Class 3)
1"	50'	1.2 lbs	MB719171
1-1/4"	50'	1.3 lbs	MB719278
1-1/2"	50'	1.3 lbs	MB719375
1-3/4"	50'	1.3 lbs	MB719472
2"	50'	1.3 lbs	MB719579
2-1/4"	50'	1.34 lbs	MB719676
2-1/2"	50'	1.34 lbs	MB719773
2-3/4"	50'	1.4 lbs	MB719870
3"	50'	1.4 lbs	MB719977

① - Call for availability and pricing

Slab Bolster w/ Runner (SBR)

Manufactured in 5-foot lengths; standard bundle quantity: 100 feet. Epoxy coating meets ASTM A775.

Additional finishes available: E-galvanized, epoxy with dipped feet.



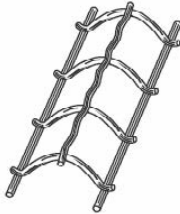
Size	Bundle Quantity	Approx Weight per Foot	Item Number		
			Dipped (Class 1)	Plain (Class 3)	Epoxy
3/4"	100'	0.36 lbs	MB719085	MB719061	MB719092
1"	100'	0.38 lbs	MB719198	MB719168	MB719199
1-1/4"	100'	0.42 lbs	MB719281	MB719265	MB719296
1-1/2"	100'	0.42 lbs	MB719378	MB719362	MB719393
1-3/4"	100'	0.42 lbs	MB719499	MB719469	MB719500
2"	100'	0.45 lbs	MB719581	MB719566	MB719597
2-1/4"	100'	0.45 lbs	MB719693	MB719663	MB719694
2-1/2"	100'	0.48 lbs	MB719800	MB719760	MB719801
2-3/4"	100'	0.48 lbs	MB719897	MB719867	MB719898
3"	100'	0.48 lbs	MB719994	MB719964	MB719995
3-1/4"	100'	0.49 lbs	①	MB720061	MB720094
3-1/2"	100'	0.49 lbs	①	MB720118	MB720118
3-3/4"	100'	0.51 lbs	①	MB720263	MB720263
4"	100'	0.51 lbs	①	MB720364	MB720366

① - Call for availability and pricing

Slab Bolster w/ Runner (SBR) - DOT

Made in USA. Meets CRSI requirements. Manufactured in 5-foot lengths; standard bundle quantity: 100 feet. Epoxy coating meets ASTM A775.

Additional finishes available: E-galvanized, epoxy with dipped feet.



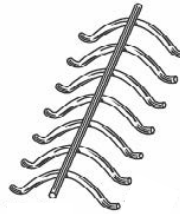
Size	Bundle Quantity	Approx Weight per Foot	Item Number		
			Dipped (Class 1)	Plain (Class 3)	Epoxy
3/4"	100'	36 lbs	MB719085D	MB719061D	MB719092D
1"	100'	38 lbs	MB719198D	MB719168D	MB719199D
1-1/4"	100'	42 lbs	MB719281D	MB719265D	MB719296D
1-1/2"	100'	42 lbs	MB7193623D	MB719362D	MB719393D
1-3/4"	100'	42 lbs	①	MB719469D	MB719500D
2"	100'	45 lbs	MB719581D	MB719566D	MB719597D
2-1/4"	100'	45 lbs	①	MB719663D	MB719694D
2-1/2"	100'	48 lbs	MB719780D	MB719760D	MB719801D
2-3/4"	100'	48 lbs	①	MB719867D	MB719898D
3"	100'	48 lbs	MB719994D	MB719964D	MB719995D
3-1/4"	100'	49 lbs	①	MB720061D	MB720094D
3-1/2"	100'	49 lbs	①	MB720118D	MB720118D
3-3/4"	100'	51 lbs	①	MB720263D	MB720263D
4"	100'	51 lbs	①	MB720364D	①

① - Call for availability and pricing

Beam Bolster (BB) - Standard

Manufactured in 5-foot lengths; standard bundle quantity: 100 feet. Epoxy coating meets ASTM A775.

Additional finishes available: E-galvanized, epoxy with dipped feet, plastic tipped.



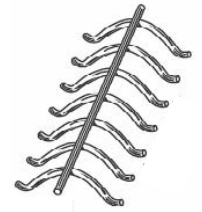
Size	Bundle Quantity	Approx Weight per Foot	Item Number		
			Dipped (Class 1)	Plain (Class 3)	Epoxy
1"	100'	0.25 lbs	MB721046	MB721017	①
1-1/4"	100'	0.25 lbs	MB721237	MB721208	①
1-1/2"	100'	0.25 lbs	MB721431	MB721403	MB721567
1-3/4"	100'	0.28 lbs	MB721635	MB721606	MB721761
2"	100'	0.28 lbs	MB721839	MB721800	MB721965
2-1/2"	100'	0.30 lbs	MB722073	MB722072	①
3"	100'	0.30 lbs	MB722253	MB722254	①

① - Call for availability and pricing

Heavy Beam Bolster (HBB) - DOT

Made in USA. Meets CRSI requirements. Manufactured in 5-foot lengths; standard bundle quantity: 100 feet. Epoxy coating meets ASTM A775.

Additional finishes available: E-galvanized, epoxy with dipped feet.

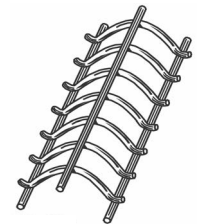


Size	Bundle Quantity	Approx Weight per Foot	Item Number		
			Dipped (Class 1)	Plain (Class 3)	Epoxy
1"	100'	0.39 lbs	MB721046D	MB721017D	①
1-1/4"	100'	0.39 lbs	MB721237D	MB721208D	①
1-1/2"	100'	0.39 lbs	MB721431D	MB721402D	①
1-3/4"	100'	0.44 lbs	MB721635D	MB721606D	①
2"	100'	0.44 lbs	MB721839D	MB721800D	①

Upper Beam Bolster (UBB) - Standard

Made in USA. Manufactured in 5-foot lengths; standard bundle quantity: 100 feet. Epoxy coating meets ASTM A775.

Additional finishes available: E-galvanized, epoxy with dipped feet.

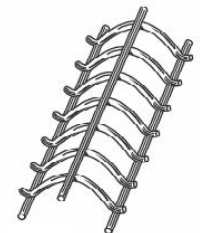


Size	Bundle Quantity	Approx Weight per Foot	Item Number		
			Dipped (Class 1)	Plain (Class 3)	Epoxy
1"	100'	0.42 lbs	①	MB721062	①
1-1/4"	100'	0.42 lbs	①	MB721253	①
1-1/2"	100'	0.42 lbs	①	MB721457	①
1-3/4"	100'	0.45 lbs	①	MB721651	①
2"	100'	0.45 lbs	①	MB721855	①
3"	100'	0.45 lbs	①	MB722260	①

Upper Heavy Beam Bolster (UHBB) - DOT

Made in USA. Meets CRSI requirements. Manufactured in 5-foot lengths; standard bundle quantity: 100 feet. Epoxy coating meets ASTM A775.

Additional finishes available: E-galvanized, epoxy with dipped feet.



Size	Bundle Quantity	Approx Weight per Foot	Item Number		
			Dipped (Class 1)	Plain (Class 3)	Epoxy
1"	100'	66 lbs	①	MB721062D	MB721172D
1-1/4"	100'	66 lbs	①	MB721253D	①
1-1/2"	100'	66 lbs	①	MB721457D	①
1-3/4"	100'	71 lbs	①	MB721651D	MB721763D
2"	100'	71 lbs	①	MB721855D	MB721967D
3"	100'	80 lbs	①	MB722260D	①

① - Call for availability and pricing

Continuous High Chair (CHC)

Manufactured in 5-foot lengths;
standard bundle quantity: 100 feet. Epoxy coating meets ASTM A775.

Additional finishes available: E-galvanized, epoxy with dipped feet.
9-1/4" up to 20" sizes available on request. Available with sand plate.



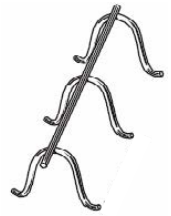
Size	Bundle Quantity	Approx Weight per Foot	Item Number		
			Dipped (Class 1)	Plain (Class 3)	Epoxy
2"	100'	0.33 lbs	MB725042	MB725013	①
2-1/4"	100'	0.33 lbs	MB725149	MB725110	①
2-1/2"	100'	0.33 lbs	MB725246	MB725217	①
2-3/4"	100'	0.33 lbs	MB725343	MB725314	①
3"	100'	0.33 lbs	MB725440	MB725411	①
3-1/4"	100'	0.36 lbs	MB725547	MB725518	①
3-1/2"	100'	0.36 lbs	MB725644	MB725615	①
3-3/4"	100'	0.36 lbs	MB725741	MB725712	①
4"	100'	0.36 lbs	MB725848	MB725819	①
4-1/4"	100'	0.39 lbs	MB725945	MB725916	①
4-1/2"	100'	0.39 lbs	MB726041	MB726012	①
4-3/4"	100'	0.39 lbs	MB726148	MB726119	①
5"	100'	0.39 lbs	MB726245	MB726216	①
5-1/4"	100'	0.53 lbs	MB726342	MB726313	①
5-1/2"	100'	0.53 lbs	MB726449	MB726410	①
5-3/4"	100'	0.53 lbs	MB726546	MB726517	①
6"	100'	0.53 lbs	MB726643	MB726614	①
6-1/4"	100'	0.58 lbs	MB726740	MB726711	①
6-1/2"	100'	0.58 lbs	MB726847	MB726818	①
6-3/4"	100'	0.58 lbs	MB727943	MB727914	①
7"	100'	0.58 lbs	MB728049	MB728010	①
7-1/4"	100'	0.63 lbs	MB728146	MB728117	①
7-1/2"	100'	0.63 lbs	MB728243	MB728214	①
7-3/4"	100'	0.63 lbs	MB728340	MB728311	①
8"	100'	0.63 lbs	MB728447	MB728418	①
8-1/4"	100'	0.68 lbs	MB728544	MB728515	①
8-1/2"	100'	0.68 lbs	MB728641	MB728612	①
8-3/4"	100'	0.68 lbs	MB728748	MB728719	①
9"	100'	0.68 lbs	MB728845	MB728816	①

① - Call for availability and pricing

Continuous High Chair (CHC) - DOT

Made in USA. Meets CRSI requirements. Manufactured in 5-foot lengths; standard bundle quantity: 100 feet. Epoxy coating meets ASTM A775.

Additional finishes available: E-galvanized, epoxy with dipped feet.
10-1/4" up to 20" sizes available on request. Available with sand plate.



Size	Bundle Quantity	Approx Weight per Foot	Item Number		
			Dipped (Class 1)	Plain (Class 3)	Epoxy
2"	100'	0.33 lbs	MB725042D	MB725013D	①
2-1/4"	100'	0.33 lbs	①	MB725110D	①
2-1/2"	100'	0.33 lbs	①	MB725217D	①
2-3/4"	100'	0.33 lbs	MB725343D	MB725314D	①
3"	100'	0.33 lbs	MB725440D	MB725411D	①
3-1/4"	100'	0.36 lbs	MB725547D	MB725518D	①
3-1/2"	100'	0.36 lbs	MB725741D	MB725615D	①
3-3/4"	100'	0.36 lbs	MB725848D	MB725712D	①
4"	100'	0.36 lbs	MB725945D	MB725819D	①
4-1/4"	100'	0.39 lbs	MB726041D	MB725916D	①
4-1/2"	100'	0.39 lbs	MB726148D	MB726012D	①
4-3/4"	100'	0.39 lbs	MB726245D	MB726119D	①
5"	100'	0.39 lbs	MB726342D	MB726216D	①
5-1/4"	100'	0.53 lbs	MB726449D	MB726313D	①
5-1/2"	100'	0.53 lbs	MB726546D	MB726410D	①
5-3/4"	100'	0.53 lbs	MB726643D	MB726517D	①
6"	100'	0.53 lbs	MB726740D	MB726614D	①
6-1/4"	100'	0.58 lbs	MB726847D	MB726711D	①
6-1/2"	100'	0.58 lbs	①	MB726818D	①
6-3/4"	100'	0.58 lbs	①	MB727914D	①
7"	100'	0.58 lbs	①	MB728010D	①
7-1/4"	100'	0.63 lbs	①	MB728117D	①
7-1/2"	100'	0.63 lbs	①	MB728214D	①
7-3/4"	100'	0.63 lbs	①	MB728418D	①
8"	100'	0.63 lbs	MB728447D	MB728515D	①
8-1/4"	100'	0.68 lbs	①	MB728612D	①
8-1/2"	100'	0.68 lbs	①	MB728719D	①
8-3/4"	100'	0.68 lbs	①	MB728816D	①
9"	100'	0.68 lbs	①	MB728913	①
9-1/4"	100'	0.75 lbs	①	MB729019	①
9-1/2"	100'	0.82 lbs	①	MB729116	①
10"	100'	0.9 lbs	①	MB729213	①

① - Call for availability and pricing

Upper Continuous High Chair (UCHC)

Made in USA. Meets CRSI requirements. Manufactured in 5-foot lengths; standard bundle quantity: 100 feet. Epoxy coating meets ASTM A775.

Additional finishes available: E-galvanized, epoxy with dipped runners. 9-1/4" up to 20" sizes available on request.



Size	Bundle Quantity	Approx Weight per Foot	Item Number		
			Dipped (Class 1)	Plain (Class 3)	Epoxy
2"	100'	0.63 lbs	①	MB725055	①
2-1/4"	100'	0.63 lbs	①	MB725152	①
2-1/2"	100'	0.63 lbs	①	MB725259	①
2-3/4"	100'	0.63 lbs	①	MB725356	①
3"	100'	0.63 lbs	①	MB725453	①
3-1/4"	100'	0.66 lbs	①	MB725550	①
3-1/2"	100'	0.66 lbs	①	MB725657	①
3-3/4"	100'	0.66 lbs	①	MB725754	①
4"	100'	0.66 lbs	①	MB725851	①
4-1/4"	100'	0.69 lbs	①	MB725958	①
4-1/2"	100'	0.69 lbs	①	MB726054	①
4-3/4"	100'	0.69 lbs	①	MB726151	①
5"	100'	0.69 lbs	①	MB726258	①
5-1/4"	100'	0.83 lbs	①	MB726355	①
5-1/2"	100'	0.83 lbs	①	MB726452	①
5-3/4"	100'	0.83 lbs	①	MB726559	①
6"	100'	0.83 lbs	①	MB726656	①
6-1/4"	100'	0.88 lbs	①	MB726753	①
6-1/2"	100'	0.88 lbs	①	MB726850	①
6-3/4"	100'	0.88 lbs	①	MB727956	①
7"	100'	0.88 lbs	①	MB728052	①
7-1/4"	100'	0.93 lbs	①	MB728159	①
7-1/2"	100'	0.93 lbs	①	MB728256	①
7-3/4"	100'	0.93 lbs	①	MB728353	①
8"	100'	0.93 lbs	①	MB728450	①
8-1/4"	100'	0.98 lbs	①	MB728557	①
8-1/2"	100'	0.98 lbs	①	MB728654	①
8-3/4"	100'	0.98 lbs	①	MB728751	①
9"	100'	0.98 lbs	①	MB728858	①

① - Call for availability and pricing

Upper Continuous High Chair (UCHC) - DOT

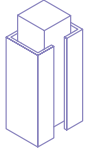
Made in USA. Meets CRSI requirements. Manufactured in 5-foot lengths; standard bundle quantity: 100 feet. Epoxy coating meets ASTM A775.

Additional finishes available: E-galvanized, epoxy with dipped runners. 9-1/4" up to 20" sizes available on request.



Size	Bundle Quantity	Approx Weight per Foot	Item Number		
			Dipped (Class 1)	Plain (Class 3)	Epoxy
2"	100'	0.63 lbs	①	MB725055D	①
2-1/4"	100'	0.63 lbs	①	MB725152D	①
2-1/2"	100'	0.63 lbs	①	MB725259D	①
2-3/4"	100'	0.63 lbs	①	MB725356D	①
3"	100'	0.63 lbs	①	MB725453D	①
3-1/4"	100'	0.66 lbs	①	MB725550D	①
3-1/2"	100'	0.66 lbs	①	MB725657D	MB725701D
3-3/4"	100'	0.66 lbs	①	MB725754D	MB725806D
4"	100'	0.66 lbs	①	MB725851D	MB725895D
4-1/4"	100'	0.69 lbs	①	MB725958D	MB725992D
4-1/2"	100'	0.69 lbs	①	MB726054D	MB726108D
4-3/4"	100'	0.69 lbs	①	MB726151D	①
5"	100'	0.69 lbs	①	MB726258D	MB726292D
5-1/4"	100'	0.83 lbs	①	MB726355D	①
5-1/2"	100'	0.83 lbs	①	MB726452D	①
5-3/4"	100'	0.83 lbs	①	MB726559D	①
6"	100'	0.83 lbs	①	MB726656D	MB726700D
6-1/4"	100'	0.88 lbs	①	MB726753D	①
6-1/2"	100'	0.88 lbs	①	MB726850D	①
6-3/4"	100'	0.88 lbs	①	MB727956D	①
7"	100'	0.88 lbs	①	MB728052D	①
7-1/4"	100'	0.93 lbs	①	MB728159D	①
7-1/2"	100'	0.93 lbs	①	MB728256D	①
7-3/4"	100'	0.93 lbs	①	MB728353D	①
8"	100'	0.93 lbs	①	MB728450D	①
8-1/4"	100'	0.98 lbs	①	MB728557D	①
8-1/2"	100'	0.98 lbs	①	MB728654D	①
8-3/4"	100'	0.98 lbs	①	MB728751D	①
9"	100'	0.98 lbs	①	MB728858D	①
9-1/4"	100'	1.05 lbs	①	MB728968	①
9-1/2"	100'	1.12 lbs	①	MB729051	①
9-3/4"	100'	1.14 lbs	①	MB729158	①
10"	100	1.15 lbs	①	MB729255	①

① - Call for availability and pricing



METAL BAR SUPPORTS – INDIVIDUAL

Bar Chair (BC) - DOT

Made in USA. Meets CRSI requirements.

Epoxy coating meets ASTM A775.



Size	Box Quantity	Approx Weight Each	Item Number		
			Dipped (Class 1)	Plain (Class 3)	Epoxy
3/4"	500	0.06 lbs	MB760049	MB760010	①
1"	500	0.07 lbs	MB760146	MB760117	①
1-1/4"	500	0.07 lbs	MB760191	MB760162	①
1-1/2"	500	0.09 lbs	MB760243	MB760214	①
1-3/4"	500	0.10 lbs	MB760340	MB760311	①
2"	500	0.11 lbs	MB760447	MB760418	①

Bar Chair w/ Plate (BCP) - DOT

Made in USA. Meets CRSI requirements.

Epoxy coating meets ASTM A775.



Size	Box Quantity	Approx Weight Each	Item Number	
			Plain (Class 3)	Epoxy
3/4"	100	0.26 lbs	MB760065	①
1"	100	0.27 lbs	MB760560	①
1-1/4"	100	0.28 lbs	MB760667	①
1-1/2"	100	0.29 lbs	MB760269	①
1-3/4"	100	0.29 lbs	MB760366	①
2"	100	0.3 lbs	MB760463	①

① - Call for availability and pricing

High Chair (HC) - DOT

Made in USA. Meets CRSI requirements. Epoxy coating meets ASTM A775.

Additional finishes available: E-galvanized.

Chair Heights above 10" available on request.



Size	Box Quantity	Approx Weight Each	Item Number		
			Dipped (Class 1)	Plain (Class 3)	Epoxy
2"	100	0.21 lbs	MB770042	MB770013	MB770107
2-1/4"	100	0.21 lbs	MB770149	MB770110	①
2-1/2"	100	0.21 lbs	MB770246	MB770217	①
2-3/4"	100	0.21 lbs	MB770343	MB770314	①
3"	100	0.21 lbs	MB770440	MB770411	①
3-1/4"	100	0.25 lbs	MB770547	MB770518	①
3-1/2"	100	0.25 lbs	MB770644	MB770615	①
3-3/4"	100	0.25 lbs	MB770741	MB770712	①
4"	100	0.25 lbs	MB770848	MB770819	①
4-1/4"	100	0.29 lbs	MB770945	MB770916	①
4-1/2"	100	0.29 lbs	MB771041	MB771012	MB771106
4-3/4"	100	0.29 lbs	MB771148	MB771119	①
5"	100	0.29 lbs	MB771245	MB771216	①
5-1/4"	100	0.50 lbs	MB771342	MB771313	①
5-1/2"	100	0.50 lbs	MB771449	MB771410	①
5-3/4"	100	0.50 lbs	MB771546	MB771517	①
6"	100	0.50 lbs	MB771643	MB771614	①
6-1/4"	100	0.57 lbs	MB771740	MB771711	①
6-1/2"	100	0.57 lbs	MB771847	MB771818	①
6-3/4"	100	0.57 lbs	MB771944	MB771915	①
7"	100	0.57 lbs	MB772040	MB772011	①
7-1/4"	100	0.57 lbs	MB772147	MB772118	①
7-1/2"	100	0.57 lbs	MB772244	MB772215	①
7-3/4"	100	0.57 lbs	MB772341	MB772312	①
8"	100	0.57 lbs	MB772448	MB772419	①
8-1/4"	100	0.57 lbs	MB772545	MB772516	①
8-1/2"	100	0.57 lbs	MB772642	MB772613	①
8-3/4"	100	0.57 lbs	MB772749	MB772710	①
9"	100	0.57 lbs	MB772846	MB772817	①
9-1/4"	100	0.57 lbs	MB772957	MB772914	①
9-1/2"	100	0.57 lbs	①	MB773010	①
9-3/4"	100	0.57 lbs	MB773158	MB773117	①
10"	100	0.57 lbs	①	MB773214	①

① - Call for availability and pricing

High Chair w/ Plate (HCP) - DOT

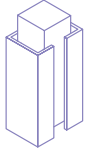
Made in USA. Meets CRSI requirements. Epoxy coating meets ASTM A775.

Additional finishes available: E-galvanized.
Chair Heights above 10" available on request.



Size	Unit Quantity	Approx Weight Each	Item Number	
			Plain (Class 3)	Epoxy
2"	100	0.21 lbs	MB770071	①
2-1/4"	100	0.21 lbs	MB770167	①
2-1/2"	100	0.21 lbs	MB770264	①
2-3/4"	100	0.21 lbs	MB770372	①
3"	100	0.21 lbs	MB770469	①
3-1/4"	100	0.25 lbs	MB770565	①
3-1/2"	100	0.25 lbs	MB770659	①
3-3/4"	100	0.25 lbs	MB770769	①
4"	100	0.25 lbs	MB770865	①
4-1/4"	50	0.29 lbs	MB770963	①
4-1/2"	50	0.29 lbs	MB771069	①
4-3/4"	50	0.29 lbs	MB771166	①
5"	50	0.29 lbs	MB771263	①
5-1/4"	50	1.00 lbs	MB771370	①
5-1/2"	50	1.00 lbs	MB771466	①
5-3/4"	50	1.00 lbs	MB771564	①
6"	50	1.00 lbs	MB771671	①
6-1/4"	50	1.14 lbs	MB771766	①
6-1/2"	50	1.14 lbs	MB771863	①
6-3/4"	50	1.14 lbs	MB771960	①
7"	50	1.14 lbs	MB772066	①
7-1/4"	50	1.14 lbs	MB772163	①
7-1/2"	50	1.14 lbs	MB772260	①
7-3/4"	50	1.14 lbs	MB772367	①
8"	50	1.14 lbs	MB772464	①
8-1/4"	50	1.14 lbs	MB772561	①
8-1/2"	50	1.14 lbs	MB772668	①
8-3/4"	50	1.14 lbs	MB772765	①
9"	50	1.14 lbs	MB772862	①
9-1/4"	25	1.14 lbs	MB772969	①
9-1/2"	25	1.14 lbs	MB773065	①
9-3/4"	25	1.14 lbs	MB773162	①
10"	25	1.14 lbs	MB773269	①

① - Call for availability and pricing



PLASTIC BAR SUPPORTS – INDIVIDUAL

MB Plastic Tuff Chair

Made in USA. For use with rebar size #4 to #18. Composite chair molded in "concrete grey" to blend with concrete surface. Minimized foot contact point with form to remain invisible when concrete is exposed.



Size	Pieces per Box	Weight Each	Item Number
3/4"	1800	0.01 lbs	MBCTUFF0075
1"	1200	0.02 lbs	MBCTUFF0100
1-1/4"	1000	0.03 lbs	MBCTUFF0125
1-1/2"	800	0.04 lbs	MBCTUFF0150
1-3/4"	700	0.04 lbs	MBCTUFF0175
2"	600	0.04 lbs	MBCTUFF0200
2-1/4"	450	0.05 lbs	MBCTUFF0225
2-1/2"	400	0.05 lbs	MBCTUFF0250
2-3/4"	400	0.05 lbs	MBCTUFF0275
3"	350	0.06 lbs	MBCTUFF0300
3-1/4"	300	0.07 lbs	MBCTUFF0325
3-1/2"	275	0.07 lbs	MBCTUFF0350
3-3/4"	225	0.07 lbs	MBCTUFF0375
4"	225	0.08 lbs	MBCTUFF0400
4-1/4"	225	0.08 lbs	MBCTUFF0425
4-1/2"	294	0.13 lbs	MBCTUFF0450
4-3/4"	294	0.14 lbs	MBCTUFF0475
5"	245	0.14 lbs	MBCTUFF0500
5-1/4"	245	0.15 lbs	MBCTUFF0525
5-1/2"	245	0.15 lbs	MBCTUFF0550
5-3/4"	210	0.16 lbs	MBCTUFF0575
6"	180	0.16 lbs	MBCTUFF0600
6-1/4"	180	0.17 lbs	MBCTUFF0625
6-1/2"	180	0.18 lbs	MBCTUFF0650
6-3/4"	180	0.18 lbs	MBCTUFF0675
7"	96	0.25 lbs	MBCTUFF0700
7-1/4"	96	0.25 lbs	MBCTUFF0725
7-1/2"	96	0.26 lbs	MBCTUFF0750
7-3/4"	96	0.27 lbs	MBCTUFF0775
8"	72	0.28 lbs	MBCTUFF0800
8-1/4"	72	0.28 lbs	MBCTUFF0825
8-1/2"	72	0.29 lbs	MBCTUFF0850
8-3/4"	72	0.29 lbs	MBCTUFF0875
9"	60	0.31 lbs	MBCTUFF0900
9-1/4"	60	0.31 lbs	MBCTUFF0925
9-1/2"	60	0.32 lbs	MBCTUFF0950
9-3/4"	60	0.32 lbs	MBCTUFF0975
10"	60	0.34 lbs	MBCTUFF1000

MB Plastic Tuff Chair Sand Plate

Made in USA. Composite sand plate for use with Tuff Chairs.



Size	Pieces per Box	Weight Each	Item Number
3/4" to 4.1/4"	200	0.04 lbs	MBCTUFFSPSM
4-1/2"to 10"	400	0.05 lbs	MBCTUFFSPLG

Mesh Chair w/ Base (MCB)

Composite Mesh Chair molded in black.

Wide base prevents damage to panel insulation.



Size	Pieces per Bag	Weight Each	Item Number
1-1/2" - 2"	200	0.04 lbs	MB282552
2"- 2-1/2"	200	0.08 lbs	MB282553
2-1/2" - 3"	200	0.09 lbs	MB282554
3-1/2" - 4"	200	0.09 lbs	MB282555
4.5" -5"	100	0.10 lbs	MB282557
5.5" - 6"	100	0.12 lbs	MB282559

PC-2 Snap-On Mesh Chair

Four sided heavy duty plastic.

Made to Order, call for lead time.

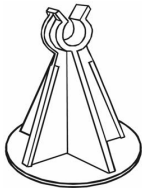


Size	Mesh Size	Pieces per Box	Weight Each	Item Number
3/4"	4 ga. - 10 ga.	2,500	0.01 lbs	MB790200
1"	4 ga. - 10 ga.	2,500	0.01 lbs	MB790213
2"	4 ga. - 10 ga.	2,000	0.11 lbs	MB790242
2-1/2"	4 ga. - 10 ga.	1,000	0.02 lbs	MB790268

PC-3 Snap-On Mesh Chair w/ Base

Four sided heavy duty plastic.

Round base provides support on grade



Size	Mesh Size	Pieces per Box	Weight Each	Item Number
1-1/2"	4 ga. - 10 ga.	500	0.02 lbs	MB790307
2"	4 ga. - 10 ga.	1,300	0.02 lbs	MB790310
3"	4 ga. - 10 ga.	500	0.04 lbs	MB790336

PC-4 Snap-On Paving Chair w/ Base

Designed to carry heavy vertical loads.

Round base provides support on grade.

Securely clips onto rebar sizes #4 - #6



Size	Bar Size	Pieces per Box	Weight Each	Item Number
2"	#4 - #6	1,000	0.02 lbs	MB790381
2-1/4"	#4 - #6	500	0.05 lbs	MB790418
2-1/2"	#4 - #6	750	0.03 lbs	MB790419
2-3/4"	#4 - #6	600	0.04 lbs	MB790420
3"	#4 - #6	500	0.05 lbs	MB790426
3-1/4"	#4 - #6	500	0.05 lbs	MB790436
3-1/2"	#4 - #6	350	0.07 lbs	MB790446
4"	#4 - #6	300	0.07 lbs	MB790459
4-1/4"	#4 - #6	300	0.07 lbs	MB790460
5"	#4 - #6	250	0.08 lbs	MB790462
6"	#4 - #6	120	0.13 lbs	MB790468
7"	#4 - #6	90	0.16 lbs	MB790474

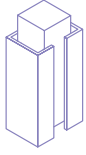
PC-5 Snap-On Bar Chair

Designed to carry heavy vertical loads.

Securely clips onto rebar sizes #3 - #7



Size	Bar Size	Pieces per Box	Weight Each	Item Number
1"	#3 - #7	1,000	0.01 lbs	MB790514
1-1/2"	#3 - #7	2,000	0.01 lbs	MB790527
2-1/2"	#3 - #7	1,000	0.02 lbs	MB790543
3"	#3 - #7	800	0.00 lbs	MB790556



PLASTIC BAR SUPPORTS – CONTINUOUS

Tuff Plus Slab Bolster (SB)

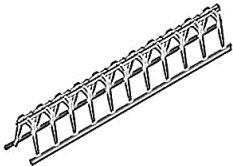
Made in USA. Available in cover heights from 3/4" to 3"
Molded in "concrete grey" to blend in with concrete surface.
Manufactured in 5 foot lengths.
Corrosion proof plastic composite.



Size	Length per Piece	Feet per Package	Weight per Foot	Item Number
3/4"	5'	100	0.10 lbs	MBTSB075
1"	5'	100	0.12 lbs	MBTSB100
1-1/4"	5'	100	0.11 lbs	MBTSB125
1-1/2"	5'	100	0.12 lbs	MBTSB150
1-3/4"	5'	100	0.12 lbs	MBTSB175
2"	5'	100	0.14 lbs	MBTSB200
2-1/2"	5'	100	0.18 lbs	MBTSB250
3"	5'	100	0.20 lbs	MBTSB300

Tuff Plus Upper Slab Bolster w/ Runner (SBR)

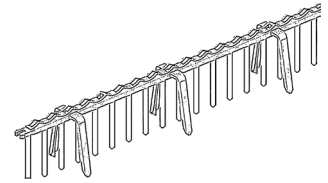
Made in USA. Available in cover heights from 1" to 4"
Molded in "concrete grey" to blend in with concrete surface.
Manufactured in 5 foot lengths.
Corrosion proof plastic composite.



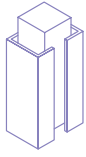
Size	Bar Size	Pieces per Box	Weight per Foot	Item Number
1"	5'	100	0.16 lbs	MBTSBR100
1-1/4"	5'	100	0.16 lbs	MBTSBR125
1-1/2"	5'	100	0.18 lbs	MBTSBR150
1-3/4"	5'	100	0.19 lbs	MBTSBR175
2"	5'	100	0.2 lbs	MBTSBR200
2-1/2"	5'	100	0.22 lbs	MBTSBR250
3"	5'	100	0.25 lbs	MBTSBR300
3-1/2"	5'	100	0.26 lbs	MBTSBR350
4"	5'	100	0.27 lbs	MBTSBR400

X-Tuff Beam Bolster (BB) - DOT

Made in USA. Available in cover heights from 3/4" to 4"
Molded in "concrete grey" to blend in with concrete surface.
Manufactured in 30 inch and 10 foot lengths.
Corrosion proof plastic composite.



Size	Length per Piece	Feet per Package	Weight per Foot	Item Number
3/4"	30"	500	0.09 lbs	MBXTSB075
1"	30"	375	0.09 lbs	MBXTSB100
1-1/4"	30"	325	0.10 lbs	MBXTSB125
1-1/2"	30"	250	0.10 lbs	MBXTSB150
1-3/4"	30"	225	0.11 lbs	MBXTSB175
2"	30"	200	0.12 lbs	MBXTSB200
2-1/2"	30"	175	0.12 lbs	MBXTSB250
2-3/4"	30"	150	0.13 lbs	MBXTSB275
3"	30"	130	0.14 lbs	MBXTSB300
3-1/2"	30"	100	0.14 lbs	MBXTSB350
4"	30"	100	0.16 lbs	MBXTSB400
3/4"	10'	10,000	0.18 lbs	MBXTSB075-10
1"	10'	10,000	0.19 lbs	MBXTSB100-10
1-1/2"	10'	5,000	0.21 lbs	MBXTSB150-10
2"	10'	5,000	0.22 lbs	MBXTSB200-10



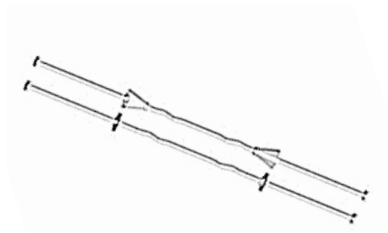
SNAP TIES

Standard: ST-4 Short End (4-3/4") Round Head Snaptie 2,250 LBS. SWL

STANDARD BREAKBACK IS 1". 1/2" AVAILABLE ON SPECIAL ORDER.
RHW - round head with washer spreader. RHC - round head with cone spreader.
RHWS - round head water seal.

For improved performance and guaranteed breakback results, specify plastic cones when ordering any snapties.
Meadow Burke Products cannot guarantee breakback results when metal washers and wax coatings are specified.

Custom sizes and configurations available - Call for quote.



Wall Size	Box/Bundle Quantity	Weight Each	Item Number RHC	Item Number RHW	Item Number RHWS
6"	100	0.23 lbs	MB311265	①	①
7"	100	0.24 lbs	MB311469	①	①
7-5/8"	100	0.25 lbs	MB311566	①	①
8"	100	0.20 lbs	MB311663	①	①
9"	100	0.26 lbs	MB311867	①	①
9-1/4"	100	0.03 lbs	MB311870	①	①
10"	100	0.27 lbs	MB312060	①	①
11"	100	0.28 lbs	MB312264	①	①
11-5/8"	100	0.29 lbs	MB312361	①	①
12"	100	0.30 lbs	MB312468	①	①
13"	100	0.31 lbs	MB312662	①	①
14"	100	0.32 lbs	MB312866	①	①
15"	100	0.33 lbs	MB313069	①	①
15-5/8"	100	0.34 lbs	MB313075	①	①
16"	100	0.35 lbs	MB313263	①	①
17"	100	0.36 lbs	MB313467	①	①
18"	100	0.37 lbs	MB313661	①	①
19"	100	0.38 lbs	MB313865	①	①
20"	100	0.39 lbs	MB314068	①	①
21"	100	0.41 lbs	MB314216	①	①
22"	100	0.42 lbs	MB314466	①	①
24"	50	0.22 lbs	MB314864	①	①
26"	50	0.24 lbs	MB315266	①	①
27"	50	0.24 lbs	MB315415	①	①
28"	50	0.25 lbs	MB315668	①	①
29"	50	0.25 lbs	MB315869	①	①
30"	50	0.26 lbs	MB316066	①	①

① - Call for availability and pricing

Standard: ST-4 Long End (8-1/4") Round Head Snpatie 2,250 LBS. SWL

STANDARD BREAKBACK IS 1". 1/2" AVAILABLE ON SPECIAL ORDER.

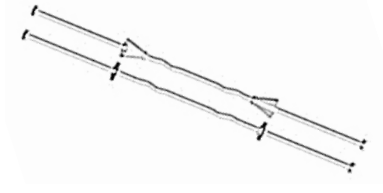
RHW - round head with washer spreader. RHC - round head with cone spreader.

RHWS - round head water seal.

For improved performance and guaranteed breakback results, specify plastic cones when ordering any snapties.

Meadow Burke Products cannot guarantee breakback results when metal washers and wax coatings are specified.

Custom sizes and configurations available - Call for quote.



Wall Size	Box/Bundle Quantity	Weight Each	Item Number RHC	Item Number RHW	Item Number RHWS
6"	100	0.23 lbs	MB321268	①	①
7"	100	0.24 lbs	MB321462	①	①
7-5/8"	100	0.25 lbs	MB321524	①	①
8"	100	0.25 lbs	MB321666	①	①
9"	100	0.26 lbs	MB321860	①	①
9-1/4"	100	0.25 lbs	MB321875	①	①
10"	100	0.27 lbs	MB322063	①	①
11"	100	0.28 lbs	MB322267	①	①
11-5/8"	100	0.29 lbs	MB322322	①	①
12"	100	0.30 lbs	MB322461	①	①
13"	100	0.31 lbs	MB322665	①	①
14"	100	0.32 lbs	MB322869	①	①
15"	100	0.33 lbs	MB323062	①	①
16"	100	0.35 lbs	MB323266	①	①
17"	100	0.36 lbs	MB323460	①	①
18"	100	0.37 lbs	MB323664	①	①
19"	100	0.38 lbs	MB323868	①	①
20"	100	0.39 lbs	MB324061	①	①
21"	100	0.41 lbs	MB324209	①	①
22"	100	0.42 lbs	MB324456	①	①
24"	100	0.22 lbs	MB324867	①	①
25"	100	0.23 lbs	MB325065	①	①
26"	100	0.24 lbs	MB325266	①	①
28"	100	0.24 lbs	MB325668	①	①
30"	50	0.25 lbs	MB326069	①	①

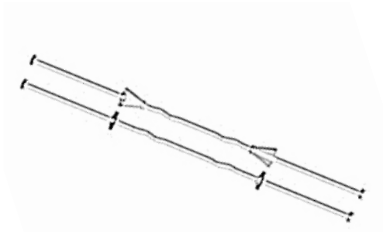
① - Call for availability and pricing

Heavy Duty: ST-4 Short End (4-3/4") Round Head Snaptie 3,250 LBS. SWL

STANDARD BREAKBACK IS 1". 1/2" AVAILABLE ON SPECIAL ORDER.
RHW - round head with washer spreader. RHC - round head with cone spreader.
RHWS - round head water seal.

For improved performance and guaranteed breakback results, specify plastic cones when ordering any snapties.
Meadow Burke Products cannot guarantee breakback results when metal washers and wax coatings are specified.

Custom sizes and configurations available - Call for quote.



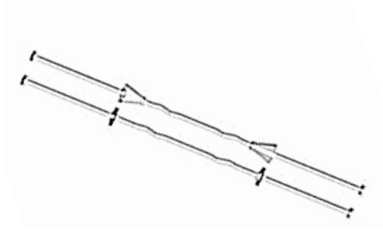
Wall Size	Box/Bundle Quantity	Weight Each	Item Number RHC	Item Number RHW	Item Number RHWS
6"	100	0.23 lbs	MB361619	MB361217	①
8"	100	0.25 lbs	①	MB361621	①
10"	100	0.27 lbs	①	MB362021	①
12"	100	0.30 lbs	MB362419	MB362416	①
16"	100	0.35 lbs	①	MB363215	①
24"	100	0.22 lbs	①	①	①
36"	50	0.48 lbs	①	MB364899	①

Heavy Duty: ST-4 Long End (8-1/4") Round Head Snaptie 3,250 LBS. SWL

STANDARD BREAKBACK IS 1". 1/2" AVAILABLE ON SPECIAL ORDER.
RHW - round head with washer spreader. RHC - round head with cone spreader.
RHWS - round head water seal.

For improved performance and guaranteed breakback results, specify plastic cones when ordering any snapties.
Meadow Burke Products cannot guarantee breakback results when metal washers and wax coatings are specified.

Custom sizes and configurations available - Call for quote.

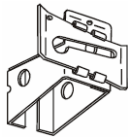


Wall Size	Box/Bundle Quantity	Weight Each	Item Number RHC	Item Number RHW	Item Number RHWS
6"	100	0.23 lbs	MB371604	①	①
8"	100	0.25 lbs	MB371617	MB371614	①
10"	100	0.27 lbs	MB372014	①	①
12"	100	0.30 lbs	MB372412	MB372408	①
14"	100	0.32 lbs	MB372412	MB372814	①
16"	100	0.35 lbs	MB322818	MB373217	①
18"	100	0.37 lbs	MB323678	MB323678	①
30"	50	0.50 lbs	MB376060	MB376010	①
36"	50	0.64 lbs	MB377264	①	①

① - Call for availability and pricing

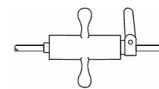
ST-10 Single Waler Bracket

Weight Each	Item Number
1.25 lbs	MB200002




RT-25 Rod Tightener

Size	Weight Each	Item Number
#1 (1/4")	1.50 lbs	MB201016




ST-11 Form Aligner Clamp

Weight Each	Item Number
1.10 lbs	MB400273



ST-27 Adjustable Form Brace



Weight Each	Item Number
30 lbs	MB400503

ST-12 Jahn A Bracket

Weight Each	Item Number
1.40 lbs	MB200004



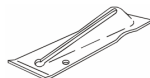
RD-24 1/4" Diameter Pencil Rod 600ft Coil



Size	Weight per Foot	Item Number
1/4"	0.1 lbs	MB400008

ST-15 Steel Wedge Clamp Galvanized

Weight Each	Item Number
0.14 lbs	MB400163




RD-24 1/4" Diameter Pencil Rod – 10' Lengths / 500ft per Bundle



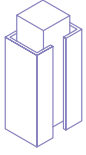
Size	Weight per Foot	Item Number
1/4"	0 lbs	MB400003

RC-22 Form Clamps

Size	Weight Each	Item Number
1/4"	0.65 lbs	MB600015
3/8"	1.25 lbs	MB600031




① - Call for availability and pricing



COIL INSERTS

CT-1 Welding Coil

Call For Price and Lead Time



CT-2 Two Strut Coil Tie 1/2" Diameter

2:1 Safety Factor
Coil Ties are a Made-To-Order item



All sizes can be made in CONE-FAST configuration - Call for price and availability.
Custom Sizes Available - Call for quote

Size	Box Qty	Weight Per Box SWL 4,500	Weight Per Box SWL 6,500	1/2" Dia. SWL: 4,500 lbs		1/2" Dia. SWL: 6,500 lbs	
				Item Number Plain	Item Number Galvanized	Item Number Plain	Item Number Galvanized
4"	100	26 lbs	43 lbs	MB443300	①	①	①
6"	100	30 lbs	47 lbs	MB443310	MB443311	MB443660	①
8"	100	34 lbs	51 lbs	MB443320	MB44332005	①	①
9"	100	37 lbs	55 lbs	MB443325	①	①	①
10"	100	40 lbs	59 lbs	MB443330	①	①	①
12"	100	44 lbs	71 lbs	MB443340	MB44334005	MB443690	①
14"	100	50 lbs	75 lbs	MB443350	①	①	①
16"	100	54 lbs	84 lbs	MB443360	①	①	①
18"	50	59 lbs	92 lbs	MB443370	①	MB445940	①
20"	50	64 lbs	100 lbs	MB443380	①	①	①
24"	50	72 lbs	117 lbs	MB443400	MB443401	MB443750	①
30"	50	89 lbs	134 lbs	MB443430	①	①	①
34"	50	98 lbs	152 lbs	MB443450	①	①	①
36"	50	100 lbs	173 lbs	MB443460	①	MB443810	①

① - Call for availability and pricing

CT-2 Two Strut Coil Tie 3/4" Diameter



2:1 Safety Factor


Coil Ties are a Made-To-Order item

All sizes can be made in CONE-FAST configuration - Call for price and availability.

Custom Sizes Available - Call for quote

Size	Box Qty	Weight Per Box SWL 6,500	Weight Per Box SWL 9,000	3/4" Dia. SWL: 6,750 lbs		3/4" Dia. SWL: 9000 lbs	
				Item Number Plain	Item Number Galvanized	Item Number Plain	Item Number Galvanized
6"	50			MB443985	MB443986	MB444315	MB44431501
8"	50			MB443995	①	①	①
9"	50			①	①	①	①
10"	50			①	①	MB444335	①
12"	50			①	①	①	①
14"	50			①	①	①	①
15"	50			①	①	MB444360	①
16"	50			MB444035	①	①	①
18"	50			①	①	①	①
20"	50			①	①	①	①
24"	25			①	①	①	①
28"	25			①	①	MB446745	①
30"	25			①	①	①	①
32"	25			MB444115	①	①	①
34"	25			①	①	①	①
36"	25			①	①	①	①

CT-2 Two Strut Coil Tie 1" Diameter



2:1 Safety Factor

Coil Ties are a Made-To-Order item


All sizes can be made in CONE-FAST configuration - Call for price and availability.

Custom Sizes Available - Call for quote

Size	Box Quantity	Weight Per Box	1" Dia. SWL: 13,500 lbs	
			Item Number Plain	Item Number Galvanized
6"	25		MB444640	MB444641
8"	25		MB444650	MB444651
9"	25		MB444655	①
10"	25		①	①
12"	25		MB444670	①

① - Call for availability and pricing

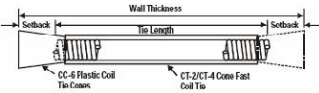
CT-4 Four Strut Coil Tie



2:1 Safety Factor
Coil Ties are a Made-To-Order item
All sizes can be made in CONE-FAST configuration - Call for price and availability.
Custom Sizes Available - Call for quote

Size	Box Quantity	Weight Per Box 1"	Weight Per Box 1-1/4"	1" Dia. STD. SWL: 18,000lbs	1-1/4" Dia. STD. SWL: 27,000 lbs
				Item Number Plain	Item Number Galvanized
6	25	42 lbs		MB444975	①
8	25	48 lbs	71 lbs	MB444985	MB445320
10	25	54 lbs	72 lbs	MB444995	MB445330
12	20	49 lbs	66 lbs	MB445005	MB445340
24	20	80 lbs		MB445065	①
31	20	94 lbs		MB445100	①
36	20	102 lbs		MB445125	①
40	20	108 lbs		MB445145	①
42	20	121 lbs		MB445147	①
48	20	136 lbs		MB445185	①

CC-6 Cone Fast Coil Tie Cones



Size	Weight per 100	MB Item Number
1/2" x 1"	4 lbs	MB205151
1/2" x 1-1/2"	5 lbs	MB205177
1/2" x 2"	6 lbs	MB205180
3/4" x 1"	12 lbs	MB205232
3/4" x 2"	14 lbs	MB205203
1" x 1"	15 lbs	MB205155
1" x 2"	17 lbs	MB205216

① - Call for availability and pricing

CN-5 Coil Nuts Standard

2:1 Safety Factor

Available in electroplated galvanized finish.



Description		Safe Work Loads	Weight per 100	Item Number
Bolt Diameter	Packaging			
1/2"	500	6,000 lbs	6 lbs	MB207188
3/4"	350	12,000 lbs	19 lbs	MB207191
1"	100	18,000 lbs	41 lbs	MB207201
1-1/4"	500	27,000 lbs	76 lbs	MB207214
1-1/2"	500	40,000 lbs	119 lbs	MB207227

CN-25 Coil Nuts Heavy

CN-25 should always be used with prestress holddown units.



Description		Safe Work Loads	Weight per 100	Item Number
Bolt Diameter	Packaging			
1/2"	250	9,000 lbs	19 lbs	MB207256
3/4"	200	18,000 lbs	26 lbs	MB207243
1"	50	37,500 lbs	72 lbs	MB207230
1-1/4"	25	56,250 lbs	160 lbs	MB207308

CN-27 Handle Coil Nuts

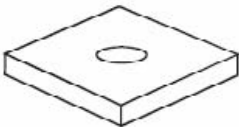
Safe working load is based on an approximate 2:1 Safety Factor



Description		Safe Work Loads	Weight per 100	Item Number
Bolt Diameter	Packaging			
1/2"	100	4,500 lbs	20 lbs	MB470185
3/4"	100	9,000 lbs	38 lbs	MB470186
1"	50	18,000 lbs	76 lbs	①
1-1/4"	50	27,000 lbs	94 lbs	①

① - Call for availability and pricing

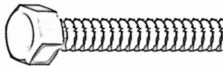
FW-4 Flat Washer



Description		Type	Weight per 100	Item Number Import	Item Number Domestic
Bolt Diameter	Size				
1/2"	2" x 2" x 1/4"	Standard	29 lbs	①	MB470134
1/2"	3" X 4" X 1/4"	Standard	83 lbs	MB470009i	MB470009
1/2"	4" x 4" x 1/4"	Standard	119 lbs	①	MB470117
1/2"	4" x 5" x 1/4"	Standard	122 lbs	①	MB4701195
1/2"	4" X 5" 1/4"	Heavy	143 lbs	①	MB470106
3/4"	2" x 2" x 1/4"	Standard	28 lbs	①	MB470138
3/4"	2-1/2" x 2-1/2" x 1/4"	Standard	48 lbs	①	MB470157
3/4"	3" X 4" X 1/4"	Heavy	85 lbs	MB470012i	MB470012
3/4"	4" X 5" 1/4"	Standard	141 lbs	MB470119i	MB470119
3/4"	5" X 5" X 1/2"	Heavy	347 lbs	MB470151i	MB470151
1"	5" X 5" X 1/2"	Standard	341 lbs	①	MB470178
1-1/4"	5" X 5" 1/2"	Standard	330 lbs	①	MB470182
1-1/4"	7" X 7" X 3/4"	Heavy	1,150 lbs	①	MB470184

CB-2 Coil Bolts

2:1 Saftey Factor; SWL published is TENSILE STRENGTH
Custom sizes and finishes available: Call for Price and Availability



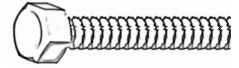
	1/2" Diameter Safe Work Load 9,000 lbs Min. Coil Penetration 1-1/2"		3/4" Diameter Safe Work Load 18,000 lbs Min. Coil Penetration 2-1/4"		1" Diameter Safe Work Load 24,000 lbs Min. Coil Penetration 2-1/2"
Bolt Length	Item Number Import	Item Number Domestic	Item Number Import	Item Number Domestic	Item Number Domestic
1-1/2"	MB290995	MB470200	①	①	①
2"	MB291000	MB470218	MB291218	MB470216	①
2-1/2"	MB291005	MB470205	MB291219	MB470218	①
3"	①	①	MB291220	MB470313	MB470422
3-1/2"	①	①	MB291233	MB470321	①
4"	MB291039	MB470407	MB291247	MB470410	MB470423
5"	①	MB470504	①	MB470517	MB470520
6"	①	MB470601	①	MB470614	MB470627
8"	①	MB470805	①	MB470807	MB470821
9"	①	①	①	①	MB470928
10"	①	MB471008	①	MB471011	①
11"	①	①	①	①	MB471228
12"	①	①	①	MB471215	①

① - Call for availability and pricing

CB-2 Coil Bolts

2:1 Safety Factor; SWL published is TENSILE STRENGTH

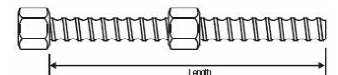
Custom sizes and finishes available: Call for Price and Availability



	1-1/4" Diameter Safe Work Load 56,000 lbs Min. Coil Penetration 3"
Bolt Length	Item Number
4"	①
4-1/2"	MB470427
5"	①
6"	MB470630
7"	①
8"	MB470834
9"	①
10"	MB471037
11"	①
12"	MB471231

CB-4 Adjustable Coil Bolts

Price includes running nut.



Diameter	Length	Weight per 100	Item Number
1/2"	12"	69 lbs	MB473006
1/2"	18"	96 lbs	MB473019
1/2"	24"	122 lbs	MB473022
1/2"	30"	148 lbs	MB473025
1/2"	36"	164 lbs	MB473028
3/4"	18"	230 lbs	MB473048
3/4"	24"	290 lbs	MB473051
3/4"	36"	350 lbs	MB47306208

① - Call for availability and pricing

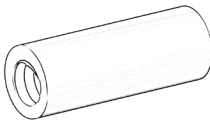
CR-4 Coil Rod



2:1 Saftey Factor; SWL published is TENSILE STRENGTH
Requires (2) CN-5 std nuts or (1) CN-25 heavy coil nut to develop SWL shown
Minimum coil penetration applies.
Furnished in 12 foot lengths. Longer / shorter lengths can be provided
cut to size as special order, call for price

Nominal Diameter	High Tensile - 12 Ft.		Weight Per 100 LF
	Item Number	Safe Work Load	
1/2"	MB400200	9,000 lbs	53 lbs
3/4"	MB400208	18,000 lbs	120 lbs
1"	MB400213	38,000 lbs	212 lbs
1-1/4"	MB400221	56,000 lbs	335 lbs

HD-32 Stop Coil Rod Coupler



2:1 Saftey Factor.

Thread Diameter	Minimum Thread Depth	Overall Length	Safe Working Load	Item Number
1/2"	3/4"	2-1/2"	9,000 lbs	MB207002
3/4"	1-1/16"	3"	18,000 lbs	MB207006
1"	1-1/2"	4-1/2"	38,000 lbs	MB207010

CX-2 Straight Coil Loop Insert



4:1 Saftey Factor.
All sizes can be made in CONE-FAST configuration - Call for price and availabilty
Custom Sizes Available - Call for quote
Available in plain and galvanized. Setup charge on galvanized under 350 lbs.

Size	Safe Work Load	Wire Diameter	Weight per 100	Item Number Plain	Item Number Galvanized
1/2" X 4"	2,250 lbs	0.225"	17 lbs	MB430007	MB430010
1/2" X 6"	3,600 lbs	0.306"	21 lbs	MB430023	MB430036
3/4" X 4"	3,750 lbs	0.306"	27 lbs	MB430065	MB430078
3/4" X 6"	4,500 lbs	0.375"	44 lbs	MB430081	MB430094
1" X 6"	4,500 lbs	0.375"	84 lbs	MB430162	MB430175
1" X 8"	4,500 lbs	0.375"	97 lbs	MB430188	①
1-1/4" X 8"	6,000 lbs	0.44"	120 lbs	MB430196	①

① - Call for availability and pricing

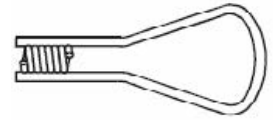
CX-4 Flared Coil Loop Insert

4:1 Safety Factor. CX-4 Inserts are a Made-To-Order item

All sizes can be made in CONE-FAST configuration - Call for price and availability.

Custom Sizes Available in 1/2", 3/4", 1" and 1-1/4" Diameters- Call for quote.

Available in plain and galvanized. Setup charge on galvanized under 350 lbs.



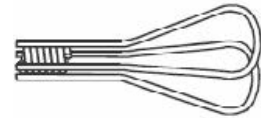
Size	Safe Work Load	Wire Diameter	Weight per 100	Item Number Plain	Item Number Galvanized
3/4" X 6"	4,750 lbs	0.375"	66 lbs	MB430201	①
3/4" X 9"	4,750 lbs	0.375"	80 lbs	MB430269	MB430272
3/4" X 9"	6,750 lbs	0.44"	79 lbs	MB430275	①
3/4" X 12"	4,750 lbs	0.375"	111 lbs	MB430285	①
1" X 9"	4,750 lbs	0.375"	120 lbs	MB430308	①
1" X 9"	8,000 lbs	0.44"	179 lbs	MB430312	①
1" X 12"	4,750 lbs	0.375"	151 lbs	MB430324	①
1" X 12"	8,000 lbs	0.44"	178 lbs	MB430338	MB430339
1-1/4" X 12"	4,750 lbs	0.375"	147 lbs	①	①
1-1/4" X 12"	8,000 lbs	0.44"	185 lbs	①	①
1-1/2" X 12"	8,000 lbs	0.44"	205 lbs	①	①

CX-6 Double Flared Coil Loop Insert

4:1 Safety Factor. CX-6 Inserts are a Made-To-Order item

Custom Sizes Available in 3/4", 1" and 1-1/4" Diameters- Call for quote.

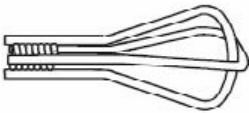
Available in plain and galvanized. Setup charge on galvanized under 350 lbs.



Size	Safe Work Load	Wire Diameter	Weight per 100	Item Number Plain	Item Number Galvanized
1" X 12"	9,500 lbs	0.375"	237 lbs	MB430366	MB430353
1" X 12"	13,500 lbs	0.44"	310 lbs	MB430379	①
1-1/4" X 12"	9,500 lbs	0.375"	265 lbs	MB430395	①
1-1/4" X 12"	13,500 lbs	0.44"	318 lbs	MB430418	MB430421
1-1/2" X 12"	9,500 lbs	0.375"	265 lbs	①	①
1-1/2" X 12"	13,500 lbs	0.44"	340 lbs	MB430450	MB430451

CX-8 Criss-Cross Double Flared Coil Loop Insert

4:1 Saftey Factor. CX-8 Inserts are a Made-To-Order item
Custom Sizes Available in 3/4", 1" and 1-1/4" Diameters- Call for quote.
Available in plain and galvanized. Setup charge on galvanized under 350 lbs.



Size	Safe Work Load	Wire Diameter	Weight per 100	Item Number Plain
1" X 12"	9,500 lbs	0.375"	228 lbs	MB432050
1-1/4" X 12"	9,500 lbs	0.375"	238 lbs	①
1-1/2" X 12"	9,500 lbs	0.375"	248 lbs	①
1" X 12"	13,500 lbs	0.44"	300 lbs	MB432089
1-1/4" X 12"	13,500 lbs	0.44"	311 lbs	MB432092
1-1/2" X12"	13,500 lbs	0.44"	321 lbs	①

CX-9 Criss-Cross Straigth Loop Insert - Thin Wall Edge Lift

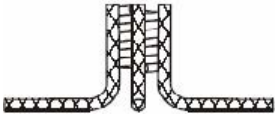
4:1 Saftey Factor. CX-9 Inserts are a Made-To-Order item
Custom Sizes Available in 3/4", 1" and 1-1/4" Diameters- Call for quote.
Available in plain and galvanized. Setup charge on galvanized under 350 lbs.



Size	Safe Work Load	Minimum Slab Thickness	Wire Diameter	Weight per 100	Item Number Plain	Item Number Galvanized
3/4" X 9"	3,700 lbs	4"	0.306"	70 lbs	MB422002	MB422015
3/4" X 12"	4,600 lbs	4"	0.306"	90 lbs	MB422028	MB422031
1" X 9"	4,500 lbs	5-1/2"	0.306"	77 lbs	MB422034	MB422037
1" X 12"	6,500 lbs	5-1/2"	0.306"	97 lbs	MB422058	①
1" X 9"	4,500 lbs	5-1/2"	0.375"	163 lbs	MB422044	①
1" X 12"	6,500 lbs	5-1/2"	0.375"	201 lbs	MB422060	MB422073
1-1/4" X 9"	4,700 lbs	6"	0.44"	285 lbs	MB422076	①
1-1/4" X 12"	7,500 lbs	6"	0.44"	315 lbs	MB422102	MB422105

CX-24 Thin Slab Lifting Insert

4:1 Saftey Factor. CX-24 Inserts are a Made-To-Order item
Custom Sizes Available in 3/4", 1" and 1-1/4" Diameters- Call for quote.
Available in plain and galvanized. Setup charge on galvanized under 350 lbs.



Size	Safe Work Load	Wire Diameter	Weight per 100	Item Number Mill	Item Number Galvanized
3/4" X 3"	2,250 lbs	0.306"	63 lbs	MB430861	MB430874
1" X 4"	3,500 lbs	0.306"	108 lbs	MB430887	MB430890
1-1/4" X 4"	4,000 lbs	0.375"	148 lbs	MB430900	MB430913
1-1/2" X 4"	4,000 lbs	0.375"	158 lbs	MB430926	①

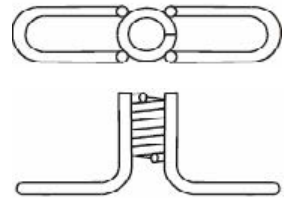
① - Call for availability and pricing

CX-28 Coil Wingnut Insert (CWNI)

4:1 Safety Factor. CX-28 Inserts are a Made-To-Order item

Custom Sizes Available in 1/2", 3/4" and 1" Diameters- Call for quote.

Available in plain and galvanized. Setup charge on galvanized under 350 lbs.



Bolt Diameter/ Insert Height	Safe Work Load	Wire Diameter	Weight per 100	Item Number Mill	Item Number Galvanized
1/2" / 2-1/4"	950 lbs	0.225"	26 lbs	MB432403	MB432432
3/4" / 2-1/4"	2,000 lbs	0.262"	49 lbs	MB432416	MB432445
3/4" / 3-1/2"	3,400 lbs	0.306"	87 lbs	MB432422	MB432451
1" / 2-1/2"	2,000 lbs	0.306"	86 lbs	MB432429	MB432458
1" / 4-1/2"	4,750 lbs	0.306"	105 lbs	MB432431	MB432461

CX-51 Open Coil Insert

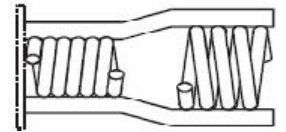
4:1 Safety Factor. CX-51 Inserts are a Made-To-Order item.

2 Struts: Not recommended as an edge lifting insert.

Closed coil may be fitted with a mounting water if required.

Custom Sizes Available in 1/2", 3/4" and 1", 1-1/4" and 1-1/2" Diameters- Call for quote.

Available in plain and galvanized. Setup charge on galvanized under 350 lbs.



Description		Safe Work Load	Wire Diameter	Weight Each	Item Number
Size	Struts				
3/4" x 4-1/2"	2	4,250 lbs	0.375"	0.6 lbs	MB432623
1" x 5-1/2"	2	6,250 lbs	0.44"	1.15 lbs	MB432636
1" x 7-1/2"	4	10,000 lbs	0.44"	2.15 lbs	MB432642
1-1/4" x 7-1/2"	4	12,000 lbs	0.44"	2.4 lbs	MB432649
1-1/4" x 9-1/2"	6	16,000 lbs	0.44"	3.9 lbs	MB432661
1-1/2" x 9-1/2"	6	16,000 lbs	0.44"	4.2 lbs	MB432667

CP-2 Plastic Coil Setting Plug



Size	Weight Each	Pieces per Carton	Item Number
1/2" Thread	0.05 lbs	1,000	MB291796
3/4" Thread	0.08 lbs	500	MB291819
1" Thread	0.15 lbs	250	MB291848

CX-47 Coil Plug Insert



Size	Weight Each	Pieces per Carton	Item Number
Coil Plug Insert Kit	0.09 lbs	1,000	MBBILP75
3/4" Bottom Plug	0.02 lbs	1,000	MB160302
3/4" Plug Cup	0.03 lbs	1,000	MB160303
3/4" Coil Locator Cap	0.04 lbs	1,000	MB160305

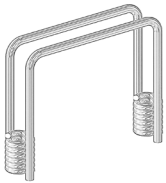
① - Call for availability and pricing

HF-18 Coil Hanger Saddle Type

Prices and weights per 100 pieces. NOTE: overall length - F + 2D
Set-up charge per size.

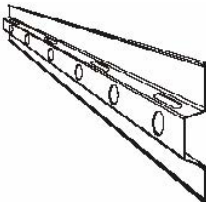
Safety Note: minimum coil penetration applies (see page xx).

Custom Sizes Available in 1/2", 3/4" and 1" Diameters- Call for quote



Overall Length (F+2D)	3/4" Coil		1" Coil	
	Safe Work Load		Safe Work Load	
	5,625 Per Side		7,500 Per Side	
	Weight Each	Item Number	Weight Each	Item Number
24"	1.4 lbs	MB41321302		①
28" OFFSET=3"	1.65 lbs	MB41321317		①
36" OFFSET=3"	1.9 lbs	MB413227		①
27" OFFSET=3"		①	344 lbs	MB41331805
32" OFFSET=3"		①	365 lbs	MB4133211
34" OFFSET=3"		①	375 lbs	MB413325
36" OFFSET=3"		①	397 lbs	MB413322
44" OFFSET=3"		①	404 lbs	MB413335

JOINT KEY



Burke Joint Key

Size	Weight per Foot	Item Number
3-1/2" for 4" Slab	0.47 lbs	MB200350
4-1/2" for 5" Slab	0.57 lbs	MB200457
5-1/2" for 6" Slab	0.67 lbs	MB200554

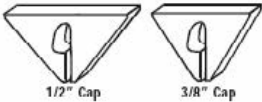
Burke Joint Key Stake



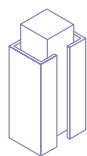
Size	Weight Each	Item Number
12" Stake	0.35 lbs	MB200127
15" Stake	0.44 lbs	MB200156
18" Stake	0.54 lbs	MB200185

Burke Joint Key Cap

Size	Weight Each	Item Number
3/8" Cap	0.48 lbs	MB200665



① - Call for availability and pricing



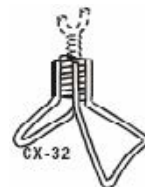
SCREED CHAIRS

CX-32 Screed Chair

Heights are based on use of 1" I.D. pipe (O.D. 1-1/16")

Galvanized Finish Available - Call for quote

Custom Sizes in 1/2" and 3/4" dia. Available - Call for quote

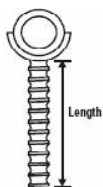


Chair Size		Slab Thickness		Weight Each	Item Number	
Type	Height	Minimum	Maximum		Plain	Dipped
No. 1	2-1/2"	4"	5-1/2"	0.18 lbs	MB402006	①
No. 2	3-1/2"	5-1/2"	7-1/2"	0.23 lbs	MB402103	MB402129
No.3	5-1/2"	7-1/2"	11-1/2"	0.43 lbs	MB402200	MB402226

CH-37 Screed Holders

For 1-1/2" O.D. pipe. Chart for 1/2" coil rod screed holders.

Flat bar profile available - Call for quote.
Galvanized Finish Available - Call for quote.
Custom Sizes in 1/2" and 3/4" dia. Available - Call for quote



Type	Length	Weight Each	Item Number
No. 0	1-1/2"	0.11 lbs	MB402307
No. 1	3"	0.15 lbs	MB402310
No. 2	4"	0.22 lbs	MB402323
No. 3	6"	0.3 lbs	MB402336

CH-41 Screed Holder

For use with CH-40 Screed Chair Base.

CN-5 Std. Coil Nut included.

Specify type and O.D. of screed pipe.



Type	Length	Weight Each	Item Number
No. 4	4-1/2"	1.62 lbs	MB402350
No. 5	6-3/4"	2.46 lbs	MB402351
No. 6	9-3/4"	2.99 lbs	MB402352
Extra Coil Nuts	1" Dia.	0.41 lbs	MB207201

CH-40 Screed Chair Base

Available in Dipped and Galvanized finish
- Call for quote.

1" diameter - free fit for 1" heavy
screed holder.



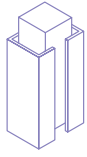
Type	Length	Weight Each	Item Number
No. 7	3-1/2"	0.61 lbs	MB402256
No. 8	5-1/2"	0.88 lbs	MB402257
No. 9	8-1/2"	1.16 lbs	MB402258
FREE FIT SPEC	1 x 7-1/2"	1.22 lbs	MB40225617

CS-11 Screed Hook



Description		Weight Each	Item Number
Type	Style		
CS-11	2 x 4	1	MB200704

① - Call for availability and pricing



DOWELS

Smooth Dowel

Custom sizes available - Call for quote.
Epoxy & Galvanized finish available - Call for quote

Diameter	Length	Weight Each	Item Number
1/2"	12"	0.67 lbs	MB801002
1/2"	18"	1.02 lbs	MB801008
1/2"	24"	1.36 lbs	MB801012
5/8"	18"	2.3 lbs	MB801024
3/4"	16"	2.04 lbs	MB801042
3/4"	18"	2.3 lbs	MB801044
3/4"	24"	3.07 lbs	MB801050
1"	18"	4.09 lbs	MB801074
1"	24"	5.34 lbs	MB801080
1" HDG	24"	5.34 lbs	MB80108035

PD-13 Dowel Bar Expansion Tube Plastic 4"/5" Long



Size	Pieces per Carton	Weight Each	Item Number
1/2" x 4"	600	0.12 lbs	MB791306
5/8" x 4"	400	0.09 lbs	MB791319
3/4" x 4"	300	0.1 lbs	MB791322
7/8" x 4"	750	0.25 lbs	MB791335
1" x 4"	600	0.22 lbs	MB791348
1-1/8" x 4"	600	0.24 lbs	MB791351
1-1/4" x 4"	450	0.21 lbs	MB791364
1-1/2" x 5"	250	0.19 lbs	MB791368

RD-27 Plastic Tubing – 5' Lengths

I.D is 1/16" over rod size. Priced per 100 feet.



Size	Weight Each	Item Number
No. 3 for 1/2" Rod	0.02 lbs	MB201469
No. 5 for 3/4" Rod	0.05 lbs	MB201485
No. 6 for 1" Rod	0.06 lbs	MB201498

Tie Bars

#4, #5, #6, and #7 reinforcing steel.

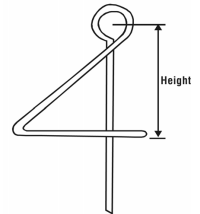
Available in Plain and Epoxy coated finish.
Made to order item - Call for quote.

DC-16 FS Dowel Stakes

Drive in type with stop Dowel stakes, used to support the ends of dowel bars. Standard heights are 3" to 5" and rebar diameters from 1/2" to 1-1/4".

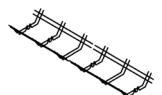
1/2 slab thickness.
Setup charges may apply for orders under 1000 pieces.

Custom sizes available in 1/2", 5/8", 3/4" 1" and 1-1/4" diameters - Call for quote



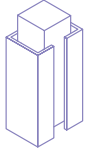
Bar Size	Height	Item Number
1/2"	3"	MB480015
5/8"	3"	MB480099
3/4"	3"	MB480507
1"	3"	①
1-1/4"	3"	①
1/2"	4"	MB480044
5/8"	4-1/2"	MB480303
3/4"	4"	MB480701
1"	4"	MB481056
1-1/4"	4"	①
1/2"	5"	MB480086
5/8"	5"	MB480400
3/4"	5"	MB480905
1"	5"	①
1-1/4"	5"	①

DB-8 Expansion Dowel Basket



Size	Feet per Bundle	Weight Each	Item Number
DB-8E 12" C/C 6" & 8" PVG 11'-6"	1,150"	8 lbs	MB800252

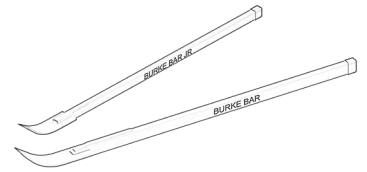
① - Call for availability and pricing



TOOLS & ACCESSORIES

Burke Bar Jr. & Burke Bar

Description	Overall Length	Weight Each	Item Number
3" Blade - Burke Bar Jr	47-1/4"	7 lbs	MB17915
3" Blade - Burke Bar	56"	15 lbs	MB17615C

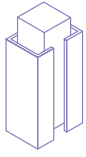


BC-2 Bar Cap

Non-Osha approved.

Type	Size	Pieces per Carton	Weight per 100	Item Number
BC-2	#3 - #8	250	8 lbs	MB291835



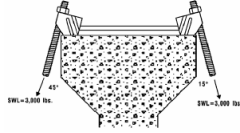


HANGERS

HF-15 Steel Hanger Frame Standard - 4,500 LB SWL

Standard 15°/15° free-fit hanger with 4,500 pounds per side.
Safe working load at 2:1 safety factor.

Includes two (2) CN-5 std. 1/2" coil nuts per hanger.



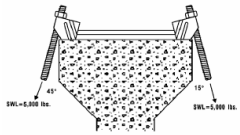
Flange Width	Weight
Up to 9"	1.16 lbs
Over 9" to 14"	1.31 lbs
Over 14" to 19"	1.46 lbs
Over 19" to 24"	1.61 lbs
Over 24" to 29"	1.76 lbs
Over 29" to 34"	1.91 lbs
Over 34"	—

Set-up charge for orders less than 100 pieces: \$40

HF-15 Steel Hanger Frame Heavy Duty - 6,000 LB SWL

Standard 15°/15° free-fit hanger with 6,000 pounds per side.
Safe working load at 2:1 safety factor.

Includes two (2) CN-5 std. 1/2" coil nuts per hanger.



Flange Width	Weight
Up to 9"	1.16 lbs
Over 9" to 14"	1.31 lbs
Over 14" to 19"	1.46 lbs
Over 19" to 24"	1.61 lbs
Over 24" to 29"	1.76 lbs
Over 29" to 34"	1.91 lbs
Over 34"	—

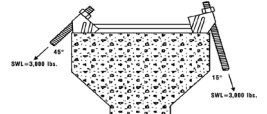
Set-up charge for orders less than 100 pieces: \$40

HF-17 Steel Hanger Frame Standard - 4,500 LB SWL

Same as HF-15 but with 45° end for overhand bracket.

Safe work load for 45° end is 4,500 pounds moment-tension (induced by physical dimensions of overhang bracket and location of load), 2:1 safety factor.

Includes two (2) CN-5 std. 1/2" coil nuts per hanger.



Flange Width	Weight
Up to 9"	1.03 lbs
Over 9" to 14"	1.118 lbs
Over 14" to 19"	1.33 lbs
Over 19" to 24"	1.48 lbs
Over 24" to 29"	1.63 lbs
Over 29" to 34"	1.78 lbs
Over 34"	—

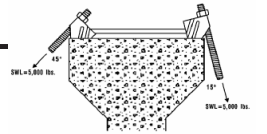
Set-up charge for orders less than 100 pieces: \$40

HF-17 Steel Hanger Frame Heavy Duty - 6,000 LB SWL

Same as HF-15 but with 45° end for overhand bracket.

Safe work load for 45° end is 6,000 pounds moment-tension (induced by physical dimensions of overhang bracket and location of load), 2:1 safety factor. Safe working load at 2:1 safety factor.

Includes two (2) CN-5 std. 1/2" coil nuts per hanger.



Flange Width	Weight
Up to 9"	1.03 lbs
Over 9" to 14"	1.118 lbs
Over 14" to 19"	1.33 lbs
Over 19" to 24"	1.48 lbs
Over 24" to 29"	1.63 lbs
Over 29" to 34"	1.78 lbs
Over 34"	—

Set-up charge for orders less than 100 pieces: \$40

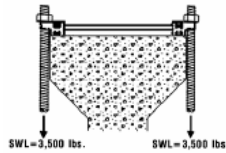
HF-22 Steel Hanger Frame Standard - 3,500 LB SWL

Safety Notes: All hangers must have full bearing under end-sections.

Safe working load at 2:1 safety factor.

Includes two (2) CN-5 std. 1/2" coil nuts per hanger.

Standard 90°/90° free-fit hanger with 3,500 pounds per side.



Flange Width	Weight
Up to 9"	0.75 lbs
Over 9" to 14"	0.9 lbs
Over 14" to 19"	1.05 lbs
Over 19" to 24"	1.2 lbs
Over 24" to 29"	1.35 lbs
Over 29" to 34"	1.5 lbs
Over 34"	—

Set-up charge for orders less than 100 pieces: \$40

HF-22 Steel Hanger Frame Heavy Duty - 5,000 LB SWL

Safety Notes: All hangers must have full bearing under end-sections.

Safe working load at 2:1 safety factor.

Includes two (2) CN-5 std. 1/2" coil nuts per hanger.

Heavy 90°/90° free-fit hanger with 5,000 pounds per side.

Flange Width	Weight
Up to 9"	0.75 lbs
Over 9" to 14"	0.9 lbs
Over 14" to 19"	1.05 lbs
Over 19" to 24"	1.2 lbs
Over 24" to 29"	1.35 lbs
Over 29" to 34"	1.5 lbs
Over 34"	—

Set-up charge for orders less than 100 pieces: \$40

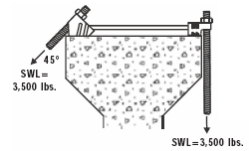
HF-23 Steel Hanger Frame Standard - 3,500 LB SWL

Same as HF-22 but with 45° end for overhang bracket.

Includes two (2) CN-5 std. 1/2" coil nuts per hanger.

Safe work load for 45° end is 3,500 pounds moment-tension (inducted by physical dimensions of overhang bracket and location of load).

Safe working load at 2:1 safety factor.



Flange Width	Weight
Up to 9"	0.86 lbs
Over 9" to 14"	1.01 lbs
Over 14" to 19"	1.16 lbs
Over 19" to 24"	1.31 lbs
Over 24" to 29"	1.46 lbs
Over 29" to 34"	1.61 lbs
Over 34"	—

Set-up charge for orders less than 100 pieces: \$40

HF-23 Steel Hanger Frame Heavy Duty - 5,000 LB SWL

Same as HF-22 but with 45° end for overhang bracket.

Includes two (2) CN-5 std. 1/2" coil nuts per hanger.

Safe work load for 45° end is 3,500 pounds moment-tension (inducted by physical dimensions of overhang bracket and location of load).

Safe working load at 2:1 safety factor.

Flange Width	Weight
Up to 9"	0.86 lbs
Over 9" to 14"	1.01 lbs
Over 14" to 19"	1.16 lbs
Over 19" to 24"	1.31 lbs
Over 24" to 29"	1.46 lbs
Over 29" to 34"	1.61 lbs
Over 34"	—

Set-up charge for orders less than 100 pieces: \$40

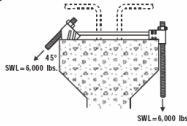
HF-33 45°-90° Sidelock Hanger Heavy - 6,000 LB SWL

HF-33 sidelock hanger is recommended for use on outside beams when finishing/screed machine is supported by overhang work.

Includes two (2) CN-5 std. 1/2" coil nuts per hanger.

Safe working is 6,000 lbs per side. Safe working load at 2:1 safety factor.

Safety Notes: All hangers have full bearing under end-sections.



Flange Width	Weight
Up to 9"	0.92 lbs
Over 9" to 14"	1.07 lbs
Over 14" to 19"	1.22 lbs
Over 19" to 24"	1.37 lbs
Over 24" to 29"	1.52 lbs
Over 29" to 34"	1.67 lbs
Over 34"	—

Set-up charge for orders less than 100 pieces: \$40

HF-26 High-Haunch Steel Hanger Frame (1") - 2,350 LB SWL

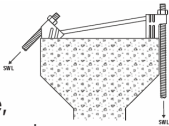
Made-to-Order – Call for Price and Availability

Available galvanized - Call for Pricing
Includes two (2) CN-5 std. 1/2" coil nuts per hanger.
Safe working load at 2:1 safety factor.

Safety Notes:

A. When using mechanical screeding machine, consult Leviat Products Engineering Department

B. All hangers must have full bearing under and end-sections.



HF-26 High-Haunch Steel Hanger Frame (1-1/2") - 2,000 LB SWL

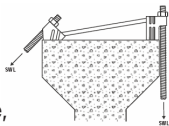
Made-to-Order – Call for Price and Availability

Available galvanized - Call for Pricing
Includes two (2) CN-5 std. 1/2" coil nuts per hanger.
Safe working load at 2:1 safety factor.

Safety Notes:

A. When using mechanical screeding machine, consult Leviat Products Engineering Department.

B. All hangers must have full bearing under and end-sections.

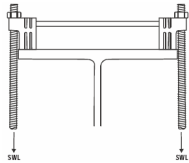


HF-27 High-Haunch Steel Hanger Frame (1") - 2,375 LB SWL

Available galvanized - Call for Pricing
Includes two (2) CN-5 std. 1/2" coil nuts per hanger.

Safe working load at 2:1 safety factor.

Safety Notes: All hangers must have full bearing under end-sections.



Flange Width	Weight
Up to 9"	0.87 lbs
Over 9" to 14"	1.02 lbs
Over 14" to 19"	1.17 lbs
Over 19" to 24"	1.32 lbs
Over 24" to 29"	1.47 lbs
Over 29" to 34"	1.62 lbs
Over 34"	—

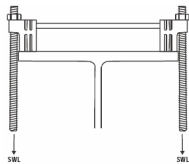
Set-up charge for orders less than 100 pieces: \$40

HF-27 High-Haunch Steel Hanger Frame (1-1/2") - 2,000 LB SWL

Available galvanized - Call for Pricing
Includes two (2) CN-5 std. 1/2" coil nuts per hanger.

Safe working load at 2:1 safety factor.

Safety Notes: All hangers must have full bearing under end-sections.



Flange Width	Weight
Up to 9"	0.98 lbs
Over 9" to 14"	1.13 lbs
Over 14" to 19"	1.28 lbs
Over 19" to 24"	1.43 lbs
Over 24" to 29"	1.58 lbs
Over 29" to 34"	1.73 lbs
Over 34"	—

Set-up charge for orders less than 100 pieces: \$40

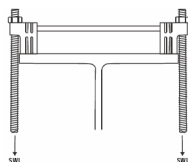
HF-27 High-Haunch Steel Hanger Frame (2-1/2") - 1,800 LB SWL

Available galvanized - Call for Pricing

Includes two (2) CN-5 std. 1/2" coil nuts per hanger.

Safe working load at 2:1 safety factor.

Safety Notes: All hangers must have full bearing under end-sections.



Flange Width	Weight
Up to 9"	1.13 lbs
Over 9" to 14"	1.28 lbs
Over 14" to 19"	1.43 lbs
Over 19" to 24"	1.58 lbs
Over 24" to 29"	1.73 lbs
Over 29" to 34"	1.88 lbs
Over 34"	—

Set-up charge for orders less than 100 pieces: \$40

HF-35 Side Lock Hook Hanger

Available galvanized - Call for Pricing

Includes two (2) CN-5 std. 1/2" coil nuts per hanger.

Safe working load at 2:1 safety factor.

Safety Notes: All hangers must have full bearing under end-sections.

Flange Width	Weight
Up to 9"	1.35 lbs
Over 9" to 14"	1.58 lbs
Over 14" to 19"	1.80 lbs
Over 19" to 24"	2.03 lbs
Over 24" to 29"	2.25 lbs
Over 29" to 34"	2.48 lbs
Over 34"	—

Set-up charge for orders less than 100 pieces: \$40

To Order: Specify quantity, type and name, measured beam width, and flange thickness

HF-34 Side Lock Hanger 90° 6,000 SWL

Available galvanized - Call for Pricing

Includes two (2) CN-5 std. 1/2" coil nuts per hanger.

Safe working load at 2:1 safety factor.

Safety Notes: All hangers must have full bearing under end-sections.

Flange Width	Weight
Up to 9"	1.25 lbs
Over 9" to 14"	1.48 lbs
Over 14" to 19"	1.70 lbs
Over 19" to 24"	1.93 lbs
Over 24" to 29"	2.15 lbs
Over 29" to 34"	2.38 lbs
Over 34"	—

Set-up charge for orders less than 100 pieces: \$40

To Order: Specify quantity, type and name, measured beam width

HF-37 Half Hanger Frame 45° (Clip)

Custom configurations available (and angles, finishes) - Call for Pricing

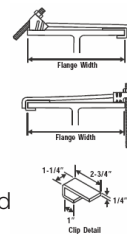
Includes two (2) CN-5 std. 1/2" coil nuts per hanger.

Safety Factor 2:1

HF-37 45 degree end - 6,000 lb safe working load
Use (1) CN-25 or (2) CN-5 to reach 7,000 lb swl

HF-37 90 degree end - 5,000 lb safe working load.

SAFETY NOTES: All hangers must have full bearing under end-sections.



Flange Width	Weight
Up to 9"	1.62 lbs
Over 9" to 14"	1.77 lbs
Over 14" to 19"	1.92 lbs
Over 19" to 24"	2.07 lbs
Over 24" to 29"	2.22 lbs
Over 29" to 34"	2.37 lbs
Over 34"	—

Set-up charge for orders less than 100 pieces: \$40

To Order: Specify quantity, type and name, measured beam width, and flange thickness

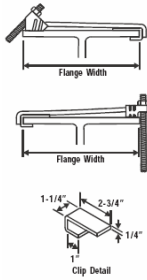
HF-37 Half Hanger Frame 90° (Clip)

Custom configurations available (and angles, finishes) - Call for Pricing. Incudes - (1) CN-5 1/2" coil nut.
Saftey Factor 2:1

HF-37 45 degree end - 6,000 lb safe working load. Use (1) CN-25 or (2) CN-5 to reach 7,000 lb swl

HF-37 90 degree end - 5,000 In safe working load.

SAFETY NOTES: All hangers must have full bearing under end-sections.



Flange Width	Weight
Up to 9"	1.35 lbs
Over 9" to 14"	1.58 lbs
Over 14" to 19"	1.80 lbs
Over 19" to 24"	2.03 lbs
Over 24" to 29"	2.25 lbs
Over 29" to 34"	2.48 lbs
Over 34"	—

Set-up charge for orders less than 100 pieces: \$40

HF-24 Half Hanger Straight Tail

Saftey factor 2:1

One CN-5 1/2" hex coil nut included with each hanger.

Safe work load depends on conditions of securing half-hanger and acutal loading applications. Field tests should be conducted before applying actual loads. (Welded to Stirrups)

Field tests should be conducted before applying actual loads. (Welded to Stirrups)

Custom configurations available - Call for quote

Angle	Safe Work Load	Wire Diameter	Dimension (C)	Weight	Item
90°	3,500 lbs	0.375"	9"	43 lbs	MB492470
45°	4,500 lbs	0.375"	9"	50 lbs	MB492476
15°	4,000 lbs	0.375"	9"	41 lbs	MB492480

Set-up charge for orders less than 100 pieces: \$40

HF-25-S For Steel Beam

Safety factor 2:1

One CN-5 1/2" hex coil nut included with each hanger.

Safe work load depends on conditions of securing half-hanger and actual loading applications.

Field tests should be conducted before applying actual loads. (Welded to Stirrups)

Custom configurations available - Call for quote

Angle	Safe Work Load	Wire Diameter	Dimension (C)	Weight	Item
90°	3,500 lbs	0.375"	6"	40 lbs	MB492501
45°	4,000 lbs	0.375"	6"	54 lbs	MB492502
45°	6,000 lbs	0.44"	6"	62 lbs	MB492506
15°	3,500 lbs	0.375"	6"	60 lbs	MB492503
1" HH-90°	2,375 lbs	0.375"	6"	46 lbs	MB492504
1-1/2" HH-90°	2,000 lbs	0.375"	6"	51 lbs	MB492505

Set-up charge for orders less than 100 pieces: \$40

HF-25-C Half Hanger for Concrete Beam

Safety factor 2:1

One CN-5 1/2" hex coil nut included with each hanger.

Safe work load depends on conditions of securing half-hanger and actual loading applications.

Field tests should be conducted before applying actual loads. (Welded to Stirrups)

Custom configurations available - Call for quote

Angle	Safe Work Load	Wire Diameter	Dimension (C)	Weight	Item
90°	3,500 lbs	0.375"	9"	50 lbs	MB492485
45°	3,500 lbs	0.375"	12"	71 lbs	MB492490
45°	6,000 lbs	0.44"	12"	85 lbs	MB492492
1" HH-90°	2,375 lbs	0.375"	9"	55 lbs	MB492498
1-1/2" HH-90°	2,000 lbs	0.375"	9"	60 lbs	MB492500

Set-up charge for orders less than 100 pieces: \$40

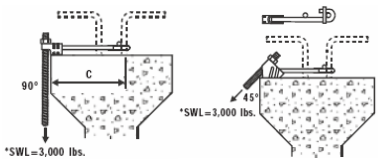
HF-29 Half Hanger

One CN-5 1/2" hex coil nut included with each hanger. Maximum safe work load is 3,000 lbs. See safety note A.

Field tests should be conducted before applying actual loads. Please specify acutal loads.

Custom configurations available - Call for quote

SAFETY NOTES: Field welding may affect capacities and since the result may be unpredictable, field tests should be conducted before applying actual loads.



Angle	Dimension (C)	Weight	Item
90°	9"	0.57 lbs	MB497643
45°	9"	0.68 lbs	MB497643
15°	9"	0.76 lbs	MB497643

Set-up charge for orders less than 100 pieces: \$40

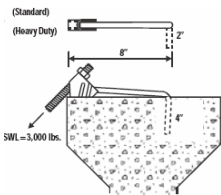
HF-31 Precast Embed Hanger

Custom configurations available with or without plate - Call for Quote

Price includes (1) CN-5 std. 1/2" coil nut per hanger.

Saftey Factor 2:1

Safety Notes: All hangers must have full bearing under end-sections.



Configuration	End	Safe Work Load	Wire Diameter	Weight	Item
6-4-2	45°	6000 lbs	0.44"	0.82 lbs	MB497755
8-4-2	45°	6000 lbs	0.44"	0.91 lbs	MB49775520
10-4-2	45°	6000 lbs	0.44"	0.99 lbs	MB49775505
18-4-2	45°	6000 lbs	0.44"	1.34 lbs	MB497756

Set-up charge for orders less than 100 pieces: \$40

HF-39, 90°/90° Broach Hanger 4,000 SWL

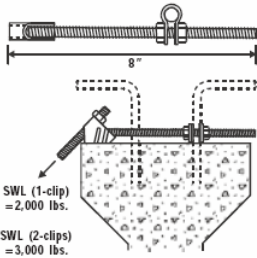
2-1 Saftey Factor
CN-5 std. 1/2" coil nuts sold separately
Saftey notes: Hangers must be equally loaded on both sides.
Custom configurations available (15°, finish) - Call for Pricing
Safe work load depends on conditions of securing half-hanger and actual loading applications.
Field tests should be conducted before applying actual loads.

Flange Width	Weight
Up to 9"	0.845 lbs
Over 9" to 14"	1.07 lbs
Over 14" to 19"	1.295 lbs
Over 19" to 24"	1.52 lbs
Over 24" to 29"	1.745 lbs
Over 29" to 34"	1.97 lbs
Over 34"	—

Set-up charge for orders less than 100 pieces: \$40

HF-40 Adjustable Half Hanger

Custom configurations available with or without plate - Call for Quote
For use on steel or concrete beams.
Includes (3) CN-5 std. 1/2" coil nuts and one clip are furnished loose with each hanger.
Safe work load depends on conditions of securing half-hanger and actual loading applications.
Field tests should be conducted before applying actual loads.
Specify 3/4" clips or 7/8" clips; 3/4" clips provided, 7/8" clips also available.



Type	Length	Safe Work Load (1 clip)	Safe Work Load (2 clips)	Weight	Item Number
90° End	8"	2000	3000	0.87 lbs	MB492462
45° End	8"	1100	3000	1.01 lbs	MB492461
90° End	12"	2000	3000	1.48 lbs	MB492465
45° End	12"	1100	3000	1.27 lbs	MB492463

Set-up charge for orders less than 100 pieces: \$40

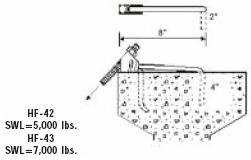
① - Call for availability and pricing

HF-42 Precast Embed Hanger (SWL - 5,000 LBS.)
HF-43 Precast Embed Hanger (SWL - 7,000 LBS.)

Includes (1) CN-5 std. 1/2" coil nut per hanger.

2:1 Safety Factor

Safety Notes: All hangers must have full bearing under end-sections



Type	Style	Safe Work Load	Wire Diameter	Weight
HF-42	45°	5,000 lbs	0.375"	1 lbs
HF-43	45°	7,000 lbs	0.44"	1.2 lbs

For each 1" in C dimension, add: \$0

① - Call for availability and pricing

HD-44 Adjustable Half Hanger Plate

Made-to-Order – Call for Price and Availability

To Order: Specify quantity, type and name, distance from edge of beam to back of stirrup, and diameter of stirrup.

Example: 350 pcs., HF-44 Adjustable Half Hanger-Plate, 7-1/4" to back of stirrup, 5/8" Ø stirrup

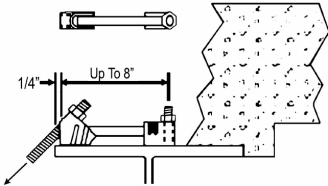
HF-64 Hanger Welded for Stud

Custom configurations available – Call for Pricing

Each hanger includes (1) CN-5 std. 1/2" coil nut and (1) 3/4" UNC nut.

Warning: Actual safe work load is dependent on weld quality of stud to beam.

Safety Notes: All hangers must have full bearing under end-sections.



Angle	Length	Weight	Item Number
1/2" x 90° - 3/4" x 90	6"	0.92 lbs	MB493020
1/2" x 45° - 3/4" x 90°	8"	1.07 lbs	MB493022
1/2" x 90° - 3/4" x 90	10"	1.3 lbs	MB493024
1/2" x 45° - 3/4" x 90°	12"	1.49 lbs	MB493034
1/2" x 90° - 3/4" x 90	16"	1.61 lbs	MB49303905

Set-up charge for orders less than 100 pieces: \$40

For each 1" in C dimension, add: \$0

① - Call for availability and pricing

HF-41 Hook Bolts

Size	Weight	Item Number
1/2" x 3-1/2"	0.28 lbs	MB494951
1/2" x 4"	0.29 lbs	MB494952
1/2" x 4-1/2"	0.31 lbs	MB400376
1/2" x 5"	0.34 lbs	MB49495401
1/2" x 5-1/2"	0.36 lbs	MB494955
1/2" x 6"	0.39 lbs	MB49495601
1/2" x 7"	0.43 lbs	MB494957

HF-61 / 62 Bar Hanger 12,000 LB SWL

Call for Pricing and Lead Time

Heavy Duty Hook Hanger designed for use with 3/4" coil rod. For use with heavy duty overhang brackets on steel beams.
Safety factor 2:1

To Order: Specify quantity, type, name, SWL, and measured beam width and flange thickness, and field dimension

HF-65 Embed Bar Hanger 9,000 / 12,000 SWL

Call for Pricing and Lead Time

Heavy Duty Hook Hanger designed for use with 3/4" coil rod. For use with heavy duty overhang brackets on steel beams.
Safety factor 2:1

Safe working load dependant on bar size 1.5" = 9,000 lb, 2" = 12,000

To Order: Specify quantity, type and name, SWL and field dimension.

Safety notice: Do not use on Bulbtee beams.

HF-73 Adjustable Tandem Bar Hanger

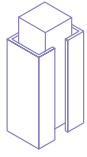
Call for Pricing and Lead Time

This specialty designed heavy duty 45° hanger by Meadow Burke for use with 3/4" coil rod is made with tandem coil rod members attached to a pair of angles to bolt around a beam shear bar of 1/2 inch or better diameter.

Safety factor 2:1

Safe Working Load dependant on configuration call for SWL

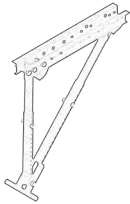
To Order: Specify quantity, type, SWL, and field dimension



OVERHANG BRACKETS

Overhang Brackets

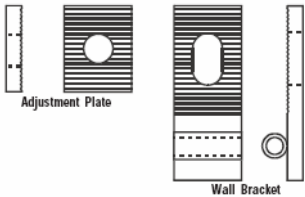
Working Loads are based on a 2:1 safety factor against failure.
Contact Leviat Engineering Department for design assistance



Model	Top Cord Length	Vertical Leg Range	Safe Working Load	Weight Each	Item
BBS-27	27 in	17" - 28"	4,500 lbs	28 lbs	MB264000
BBS-54	54 in	28" - 48"	4,500 lbs	49 lbs	MB400286
BBS-54L	54 in	47" - 67"	4,500 lbs	54 lbs	MB400288
BBA-96	96 in	31-1/2" - 64-1/2"	10,000 lbs	125 lbs	MB4003005
BBA-96L	96 in	52-1/2" - 79-1/2"	10,000 lbs	135 lbs	MB4003035

HF-51 BBS Overhang Wall Plate Assembly

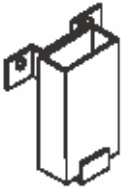
For use with 3/4" diameter bolt.
HF-51 Kit contains one adjustment plate and one wall bracket



Type	Weight Each	Item
HF-51 Kit	1.75 lbs	MB400263I
Adjustment Plate	0.41 lbs	MB400270I
Wall Bracket	1.34 lbs	MB400271I

HF-52 Overhang Guard Rail Receptacles

HF-52 includes two 1/2" x 1" bolt with nuts (UNC)
for attachment to bracket or extender.



Type	Weight Each	Item
HF-52 (bolt on 2 x 4)	3.4 lbs	MB400265

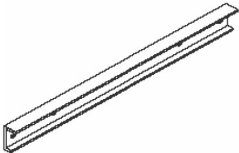
HF-60 BBA Overhang Wall Plate Assembly

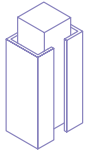
Type	Weight Each	Item
HF-60	1.75 lbs	MB499860

HF-54 Overhang Extender

MB400269K Includes two 1/2" x 1" bolts with nuts (UNC)

Type	Weight Each	Item
HF-54	3.6 lbs	MB400269
HF-54 w// hardware	4.0 lbs	MB400269K

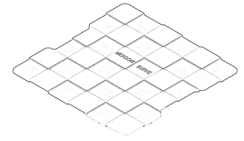




SHIMS

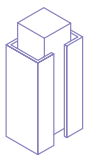
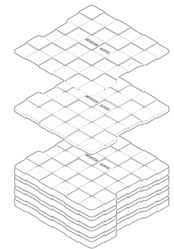
Single Shims

Item Number	Type	Size	Pcs/Pk	Weight Each	Color
MB40201	RL-75	2" x 3" x 1/16"	1,000	0.013 lbs	Blue
MB40202	RL-75	2" x 3" x 1/8"	500	0.02 lbs	Yellow
MB40203	RL-75	2" x 3" x 1/4"	250	0.05 lbs	Grey
MB40204	RL-75	2" x 3" x 1/2"	125	0.0106 lbs	Black
MB45607	RL-76	4" x 6" x 1/16"	400	0.09 lbs	Black
MB45608	RL-76	4" x 6" x 1/8"	200	0.19 lbs	Black
MB45609	RL-76	4" x 6" x 1/4"	100	0.33 lbs	Black



Shim Packs

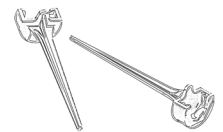
Item Number	Type	Size	Pcs/Pk	Weight Each	Color
MB283120	RL-75	3" x 3" x 1-3/16"	50	0.368 lbs	Mix
MB283122	RL-75	6" x 6" x 1-3/16"	20	1.545 lbs	Mix
MB45604	RL-77	4" x 6" x 1/16"	30	1.1 lbs	Black

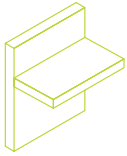


STUD EXTENDERS

Stud Extenders

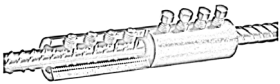
Item Number	A	B	C	Pcs/Pk	Weight Each
MB291820	1/2" (1" Head)	1-5/8"	1"	500	0.18 oz
MB291830	3/4" (1-1/4" Head)	5-7/8"	5-1/4"	500	0.275 oz
MB291832	1/2" (1" Head)	5-3/4"	5-1/4"	500	0.245 oz
MB291833	3/4" (1-1/4" Head)	1-5/8"	1"	1500	0.192 oz
MB291834	3/4" (1-1/4" Head)	3-5/8"	3"	1000	0.24 oz





REBAR SPLICING

MBT Shearbolt Rebar Coupler



Rebar Size	Weight Each	MB Item Number
#4	1.35 lbs	MBT0401T2
#5	2.44 lbs	MBT0501T2
#6	3.87 lbs	MBT0601T2
#7	4.68 lbs	MBT0701T2
#8	7.84 lbs	MBT0801T2
#9	14.52 lbs	MBT0901T2
#10	14.52 lbs	MBT1001T2
#11	21.35 lbs	MBT1101T2

BT Threaded Rebar Splicing Couplers

Type 1 couplers meet or exceed 125% yeild strength of the rebar.
Type 2 couplers meet the ultimate tensile strength of the rebar.
Available Epoxy and Galvanize coated - Call for pricing.

Rebar Size	Weight Each	Item Number Type 1	Item Number Flanged Type 1	Item Number Type 2	Item Number Flanged Type 2
#4	0.28 lbs	MB860501	MB860502	MB860551	MB860552
#5	0.37 lbs	MB860651	MB860652	MB860681	MB860682
#6	0.44 lbs	MB860801	MB860802	MB860851	MB860852
#7	0.55 lbs	MB860951	MB860952	MB860981	MB860982
#8	1.31 lbs	MB861101	MB861102	MB861151	MB861152
#9	2.11 lbs	MB861251	MB861252	MB861281	MB861282
#10	3.27 lbs	MB861401	MB861402	MB861451	MB861452
#11	3.41 lbs	MB861551	MB861552	MB861581	MB861582

① - Call for availability and pricing

BT Form Saver Rebars

MADE TO ORDER - CALL FOR PRICING & LEAD TIME

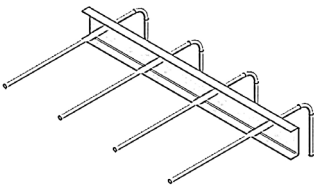
Meadow Burke BT Splice Bars are manufactured from Grade 60 deformed rebar material and are available in all of the corresponding sizes to the Threaded Rebar Coupler. After the Setting Bar has been placed and the concrete has set the Splice Bar is threaded into the Setting Bar to complete the splice.

Splice Bars are available in the following configurations: RC-61/RC-61T2 straight, RC-63/RC-63T2 90° bend, RC-62/RC-62T2 threaded at both ends and with a RC-64/RC-64T2 return bend.

To Order, Specify:
For Splice Bars (RC-61/RC-61T2) and (RC-62/RC-62T2) – quantity, type, rebar size and “C” dimension.
For Splice Bar (RC-63/RC-63T2) – quantity, type, rebar size, “C” and “B” dimensions.
For Splice Bar (RC-64/RC-64T2) – quantity, type, “C”, “B”, “D” dimensions for hook; “C” and “D” dimensions for “J” hooks.

Keyway Splice Box - Pre-package Dowel & Keyway Box

The Keyway Splice Box is a Continuity strip or “pull-out bar” system for lap splicing slab to wall connections and is well suited for use where walls are formed and poured several floors ahead of slabs.



Benifits:

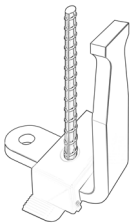
- Easy installation
- Faster than placing individual formsavers
- Simplifies formwork designs
- Facilitates use of climbing formwork
- Custom made to meet your projects requirements

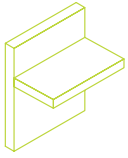
MADE TO ORDER - CALL FOR PRICING & LEAD TIME



Super Lynk

Description	Tension Load	Shear Load	Min. Panel Thickness	Void Color	Weight Each	Item Number
SUPER LYNK SR SHEAR ASSEMBLY (8/box) (168/pallet)	10,000 lbs	7,000 lbs	6"	Yellow	10.5 lbs	MBSLYNKSR
SUPER LYNK ASSEMBLY (8/box) (168/pallet)	10,000 lbs	N/A	6"	Black	10.5 lbs	MBSLYNK

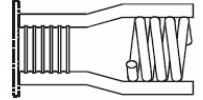




FERRULES

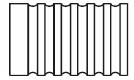
FX-51 Open Ferrule Insert

Safe working loads based on 3,000 psi concrete and a 3:1 safety factor.



Bolt Diameter	Length	SWL Tension	Wire Diameter	Edge Distance Tension	Edge Distance Shear	Item Number
3/4"	4-1/2"	5,600 lbs	0.375"	7"	12"	MB432720
7/8"	5-1/2"	8,300 lbs	0.44"	9"	16"	MB432726
1"	5-1/2"	8,300 lbs	0.44"	9"	16"	MB432730
1"	7-1/2"	16,000 lbs	0.44"	12"	24"	MB432739
1-1/4"	7-1/2"	16,000 lbs	0.44"	13"	24"	MB432745
1-1/2"	9-1/2"	21,650 lbs	0.44"	16"	26"	MB432757


FS-2 Standard Ferrules



Bolt Diameter	B	C	Weight per 100	MB Item Number (Mill)	MB Item Number (Galvanized)
3/8"	9/16"	1-1/4"	5 lbs	MB431835	MB201841
1/2"	11/16"	1-3/8"	7-1/2 lbs	MB431841	MB201870
5/8"	7/8"	1-5/8"	15 lbs	MB431845	①
3/4"	1"	1-5/8"	17-1/2 lbs	MB431851	MB201935
7/8"	1-1/4"	1-5/8"	45 lbs	MB431855	①
1"	1-3/8"	1-5/8"	37-1/2 lbs	MB431861	①

FX-2 Straight Loop Ferrule Insert

Safe working loads based on 3,000 psi concrete and a 3:1 safety factor.

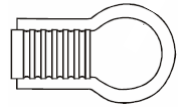


Size	Length	Wire Diameter	Safe Work Load Tension	Weight per 100	MB Item Number (Mill)	MB Item Number (Galvanized)
1/2" X 4"	4-1/8"	0.225"	3,000 lbs	25 lbs	MB431899	MB431909
1/2" X 6"	6-1/8"	0.306"	4,000 lbs	38 lbs	MB431912	MB431925
5/8" X 4"	4-1/8"	0.225"	3,000 lbs	35 lbs	MB431938	MB431941
5/8" X 6"	6-1/8"	0.375"	5,000 lbs	48 lbs	MB431954	MB431967
3/4" X 4"	4-1/8"	0.255"	3,000 lbs	54 lbs	MB431970	MB431983
3/4" X 6"	6-1/8"	0.375"	5,000 lbs	67 lbs	MB431996	MB432005
7/8" X 6"	6-1/8"	0.375"	5,000 lbs	75 lbs	MB432008	MB432011
1" X 6"	6-1/8"	0.375"	5,000 lbs	75 lbs	MB432018	MB432021
1" X 8"	8-1/8"	0.375"	6,000 lbs	103 lbs	MB432034	①

① - Call for availability and pricing

FX-5 Ferrule Loop Insert

Safe working loads based on 3,000 psi concrete and a 3:1 safety factor.

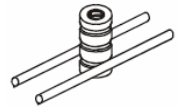


Size	Wire Diameter	Safe Work Load	Weight per 100	MB Item Number (Mill)	MB Item Number (Galvanized)
3/8" X 2-3/4"	0.243"	2,000 lbs	14 lbs	MB430528	MB430531
1/2" X 2-3/4"	0.243"	2,000 lbs	21 lbs	MB430544	MB430557
5/8" X 3-1/2"	0.262"	2,300 lbs	34 lbs	MB430560	MB430573
3/4" X 3-1/2"	0.262"	2,400 lbs	38 lbs	MB430586	MB430599
7/8" X 6"	0.375"	5,300 lbs	62 lbs	MB430601	MB430608
1" X 6"	0.375"	5,300 lbs	57 lbs	MB430609	MB430612

FX-16 Thin Slab Ferrule Insert

Safe working loads based on 3,000 psi concrete and a 3:1 safety factor.

1. Safe working load is based on the insert setback 1/2" from the concrete surface.

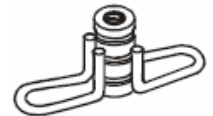


Size	Wire Diameter	Safe Work Load	Weight per 100	MB Item Number (Mill)	MB Item Number (Galvanized)
3/4" X 4"	0.262"	450 lbs	18 lbs	MB430625	MB430638
1/2" X 4"	0.262"	900 lbs	20 lbs	MB430641	MB430654
5/8" X 4"	0.262"	1,000 lbs	28 lbs	MB430667	MB430670
3/4" X 4"	0.262"	1,600 lbs	31 lbs	MB430683	MB430696
7/8" X 4"	0.262"	1,600 lbs	59 lbs	MB430701	MB430704
1" X 4"	0.262"	1,600 lbs	51 lbs	MB430697	①

FX-19 Ferrule Wing Insert

Safe working loads based on 3,000 psi concrete and a 3:1 safety factor.

1. Safe working load is based on the insert setback 1/2" from the concrete surface.



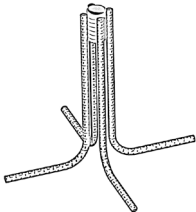
Size - Height - Width	Wire Diameter	SWL Tension	Weight per 100	MB Item Number (Mill)	MB Item Number (Galvanized)
1/2" X 1-5/8" X 4-1/2"	0.225"	1,200 lbs	25 lbs	MB430748	MB430780
5/8" X 2-3/8" X 4-3/4"	0.306"	2,500 lbs	45 lbs	MB430750	MB430783
3/4" X 2-3/8" X 4-7/8"	0.306"	2,650 lbs	48 lbs	MB430751	MB430793
3/4" X 3-1/2" X 4-7/8"	0.306"	4,500 lbs	67 lbs	MB430754	MB430796
1" X 3-1/2" X 5-1/8"	0.375"	4,500 lbs	85 lbs	MB430764	MB430803
1" X 4-1/2" X 5-1/8"	0.375"	6,500 lbs	107 lbs	MB430767	MB430806

① - Call for availability and pricing

FX-14 Ferrule Insert Thin Slab

Safe working loads based on 3,000 psi concrete and a 3:1 safety factor.

Size - Height - Width	Wire Diameter	SWL Tension	Finish	Item Number
3/4" X 3-1/8" X 7"	0.306"	3,500 lbs	Galvanized	MB430816
3/4" X 3-1/8" X 7"	0.306"	3,500 lbs	Mill	MB430829
1" X 4-1/8" X 9-1/2"	0.306"	4,500 lbs	Mill	MB430832



North American Locations

California

3611 E La Palma Ave
Anaheim CA 92806
(800) 804-6565

Iowa

1000 Technology Drive
Boone IA 50036
(800) 232-1748

Pennsylvania

565 Oak Ridge Road
Hazle Township PA 18202
(800) 550-0060

Florida Corporate
6467 S Falkenburg Road
Riverview FL 33578
(800) 282-7213

New Jersey
526 US Route 46
Teterboro NJ 07608
(800) 207-7778

Texas
7000 Will Rogers Blvd
Fort Worth TX 76140
(800) 993-9641

Georgia
3080 N Lanier Parkway
Decatur GA 30034
(800) 241-5662

Oregon
155 SE Hazel Dell Way
Canby OR 97013
(888) 232-9991

Texas
8521 FM 1976
Converse TX 78109
(800) 323-6896

Contact Information

Customer Service
(877) 518-7665

Email
info@leviat.us

Engineering Support
(813) 212-5866

Web
www.leviat.com

Leviat.com

For information on certified management systems and standards see www.meadowburke.com | www.halfen.com | www.thermomass.com

Notes regarding this catalogue

© Protected by copyright. The construction applications and details provided in this publication are indicative only. In every case, project working details should be entrusted to appropriately qualified and experienced persons. Whilst every care has been exercised in the preparation of this publication to ensure that any advice, recommendations or information is accurate, no liability or responsibility of any kind is accepted by Leviat for inaccuracies or printing errors. Technical and design changes are reserved. With a policy of continuous product development, Leviat reserves the right to modify product design and specification at any time.



Lxxx-A000

Imagine. Model. Make.

Leviat.com